

# RUIROCK

## ORJ 2023 PRODUCT CATALOG



WeChat



Web

RuiRock Lighting Technology Limited

ADD : No. 328 Guangyuan Road, Huzhou, Zhejiang, China

TEL : +86-572-2671833

FAX : +86-572-2671800

H P : +86-15868233820

E-mail : [quentin@ruirock.com](mailto:quentin@ruirock.com)

[ruirock@ruirock.com](mailto:ruirock@ruirock.com)

**RUIROCK LIGHTING TECHNOLOGY LIMITED**

**创新 INNOVATION**

创新源于公司对照明深刻的认知和理解，丰富经验的累积与时俱  
进的理念是企业创新动力的源泉。

We get together based on common cause and common pursuit which  
offers master service.

**诚信 INTEGRITY**

脚踏实地、实事求是欧锐杰人对待工作的方式，也是安全、高  
质、高效生产的保障。

Down-to-earth spirit, be practical and realistic was considered as our  
working manner that ensures our team working in efficient.

**严谨 RIGOROUS**

细致、周全、完善，追求完美是欧锐杰人对待工作的态度，慎而  
思之，勤而行之。

Hard work and dedication was considered as our ethical basis  
because we love lighting industry.

**坚韧 TENACITY**

面对困难与压力，以坚强的信心与勇气解决问题；欧锐杰人以一  
种吃苦耐劳的精神面对一切困难。

In the face of difficulties and pressure, with strong confidence and  
courage to solve the problem; ORJ a person with a kind of bear  
hardships and stand hard work spirit of facing all difficulties.

**高效 EFFICIENT**

丰富的经验和高效能的管理方式，为客户提供快速、满意的服务  
是我们的服务宗旨。

ORJ integrates members' experience and management methods  
to obtain high quality, high efficiency products. Providing  
customers with fast and satisfy service is our service tenet.

ABOUT ORJ

RuiRock Lighting Technology Co., Ltd. is an innovative R&D and manufacturing enterprise. the company is located in Huzhou City Development Zone, Zhejiang Province, the Yangtze River Delta hinterland, adjacent to the Shanghai / Hangzhou;

The company is a national high-tech enterprise, a member of the China Illuminating Society and Zhejiang Illuminating Society, and participates in the formulation of national and industry standards.

The company is building a smart research and development industrial base with an investment of 150 million, covering an area of 31 acres, a building area of 28,000 square meters, a national standard laboratory of 2000 square meters, covering a series of experimental equipment such as optics, safety regulations, electromagnetic interference, etc., and a scene display center of 2000 square meters, 200 square meters of dust-free SMT automatic patch production line, 10 lamp production and aging lines, and a series of supporting automatic production equipment, with an annual output of 600,000 sets of smart lighting production capacity, is expected to be put into use in 2022.

The company has a group of experienced lighting technology and management teams, covering human-machine structure, industrial design, microelectronics, lighting optics, manufacturing management and other aspects of professional senior engineers; strong technical force, products and implementation projects have repeatedly won the China Lighting Award, The first prize of China Landscape Lighting Award, and the Elf series products won the German Red Dot Award in 2018, which is the highest award in the field of international product design; participated in the 70th anniversary celebration of Tiananmen Square in Beijing, Beijing Expo, Hangzhou G20, Tangshan Nanhu Scenic Area, Wuhan Army Product design and application of major lighting projects such as the Games, Boao Forum for Asia, Nanjing Garden Expo Park, etc.;

The company focuses on outdoor lighting products and has more than 50 core technology patents, including waterproof structure of outdoor lighting products, efficient heat dissipation technology, precision optical system, etc. The products adopt advanced lighting technology and materials, advanced processing technology, and have three systems Certification, ERP management process and strict product testing and inspection process ensure the high quality and light quality of the company's products. Mainstream products have national CQC certification, international CE certification and third-party test reports. The company's products are exported to Europe, Southeast Asia, and the Americas in international trade; it has 7 domestic offices for sales and services in major regions.

Adhering to the vision of "innovative lighting + changing the city", the company focuses on outdoor lighting with the entrepreneurial spirit of innovation, efficiency, integrity, rigor, and perseverance, and is committed to becoming an excellent and professional outdoor lighting solution service provider.



LANDSCAPE  
园林景观



FUNCTIONAL  
功能照明



CULTURAL TOURISM  
NIGHT TOUR  
文旅夜游



ARCHITECTURE  
LIGHTING  
建筑照明



CONTROL  
SYSTEM  
控制系统





## 园林景观

LANDSCAPE



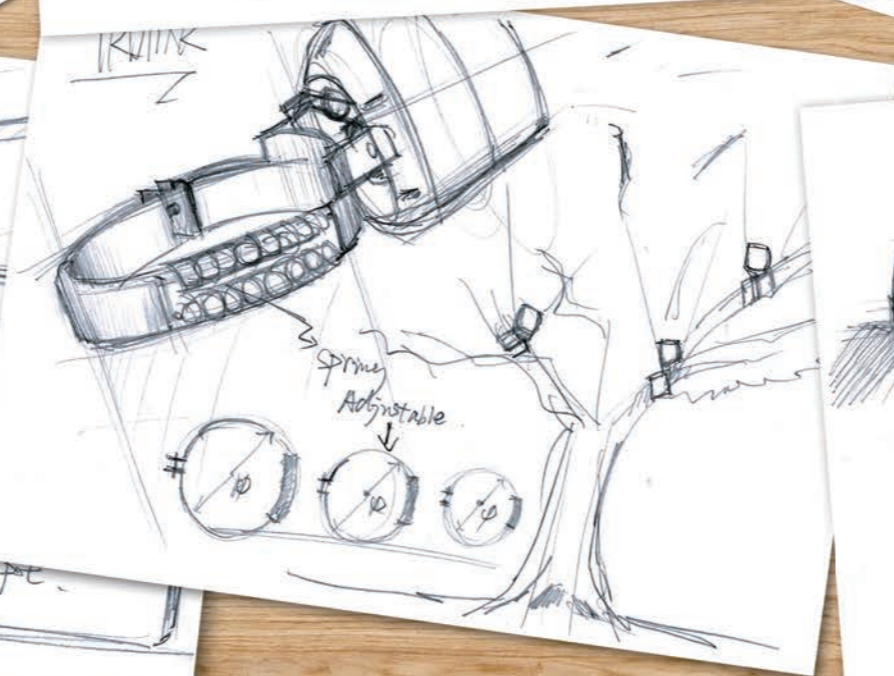
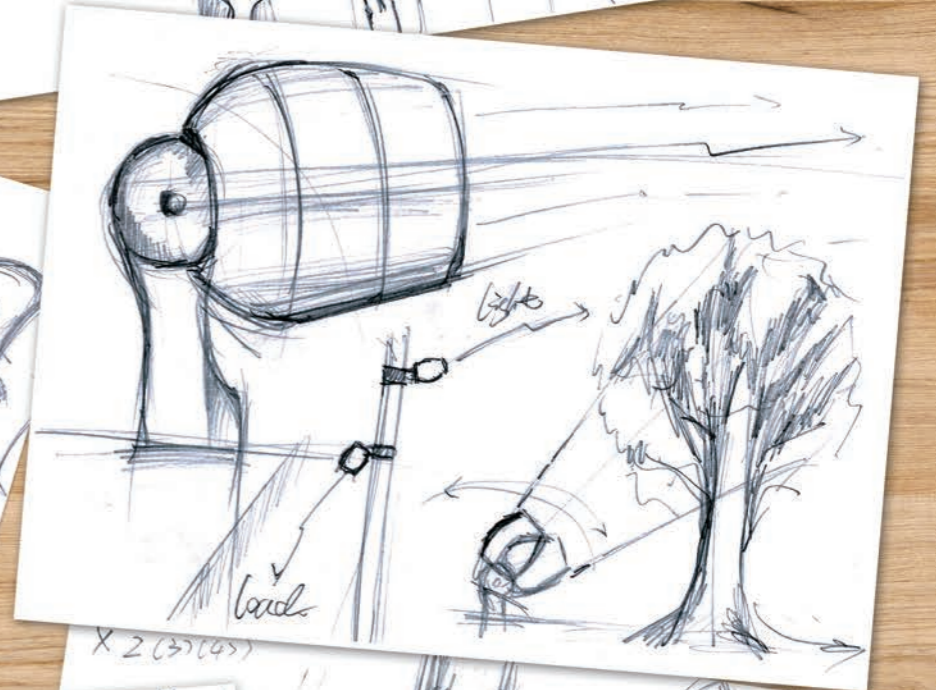
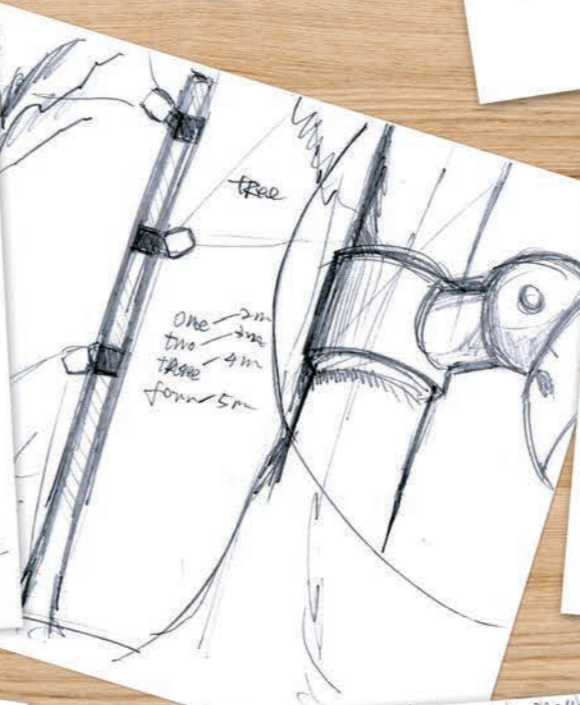






# 精靈

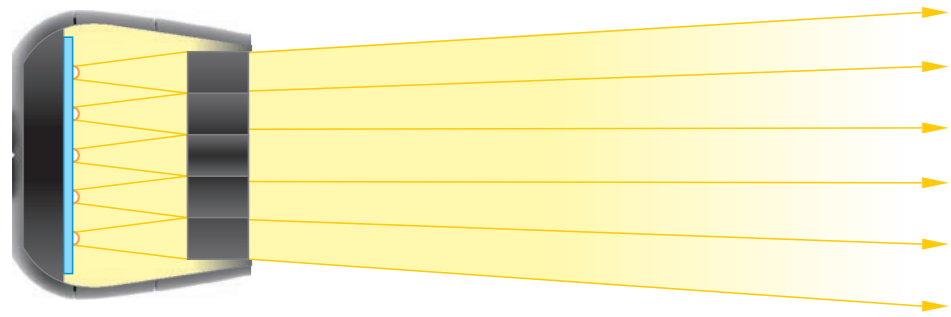
Elf  
LED 照樹燈

在各種傳說之中，  
精靈族的特質可以歸納為以下幾點：  
長壽、擅長藝術、高貴、優雅、聰明、美麗，  
一定程度的潔癖和大自然幾乎融為一體。  
擅長使用魔法和弓箭，  
居住在森林中，  
組成比較鬆散的王國，  
彼此之間平等友好。

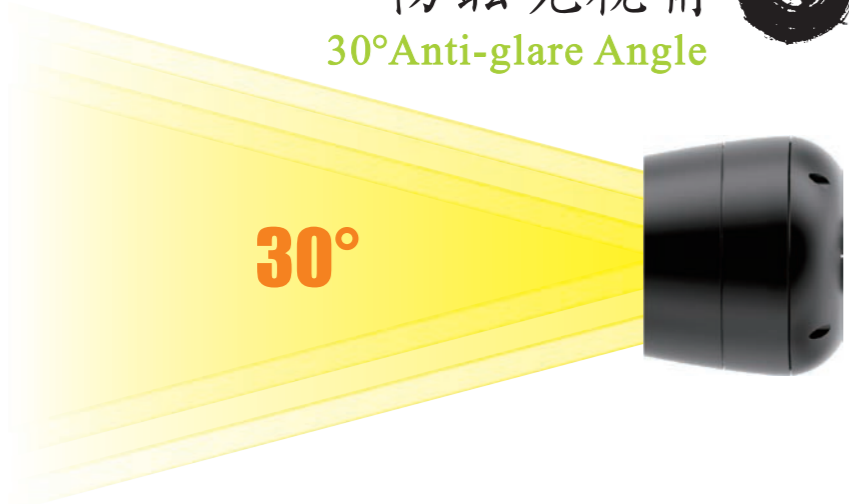




深筒+格栅双重物理防眩光  
Sink light source+Grilling Anti-glare




三十度极窄  
防眩光视角  
30°Anti-glare Angle



光洁表面  
自洁不粘灰  
Smooth surface



五百四十度万向调节  
180°+360° Adjustable




高强度自锁结构固定  
Self-lock Design



隐藏式线路结构  
Hidden junction



多种光色配置  
Multi-color Method



1800K ~ 2200K ~ 2700K ~ 3000K ~ 4000K

AT1 应用一:

# 落地式

灯具安装于草坪地面，适用于公园、湿地、草坪环境投树照明。

The lamp model is suitable for the environment of the park, the wetland and the lawn.



L06A-B

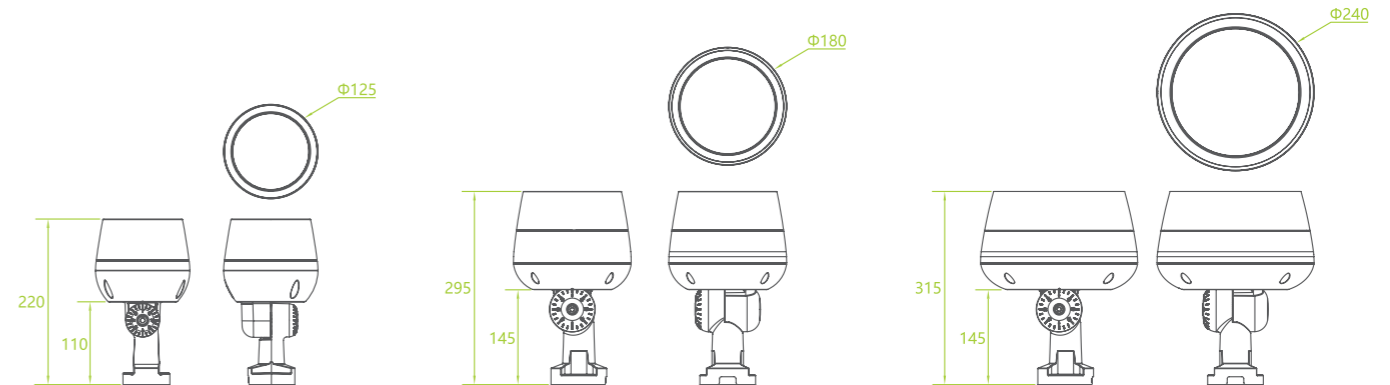


L06A-A



L06A-C

IP66 IK08 CE







### AT2应用二:

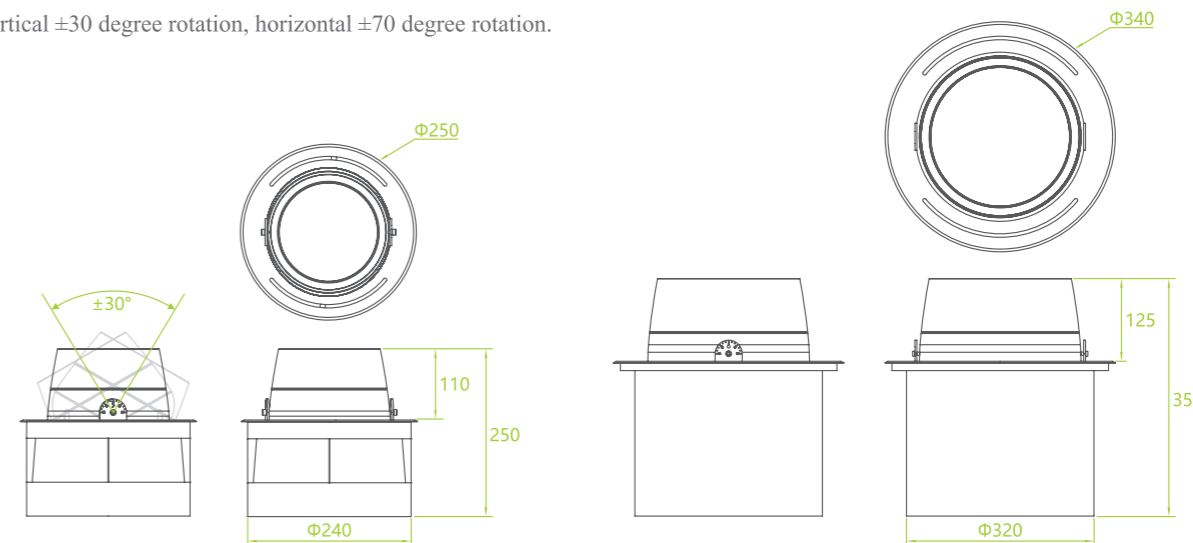
## 半地埋式



IP66 IK08 CE

灯具安装于草坪、石材、树池等环境低位投树照明；  
避免草皮覆盖挡光；优异的防眩低位功能；高强度PE防腐预埋筒；  
二零四不锈钢面盖，五毫米高强度钢化玻璃；  
纵向正负三十度旋转，周边正负七十度旋转。

The lamp installed in the lawn, stone, tree pool, such as the environment of low tree lighting;  
Avoid blocking turf; Excellent low glare; High strength PE anticorrosive embedded cylinder;  
304 stainless steel cover, 5mm high strength tempered glass;  
Vertical  $\pm 30$  degree rotation, horizontal  $\pm 70$  degree rotation.



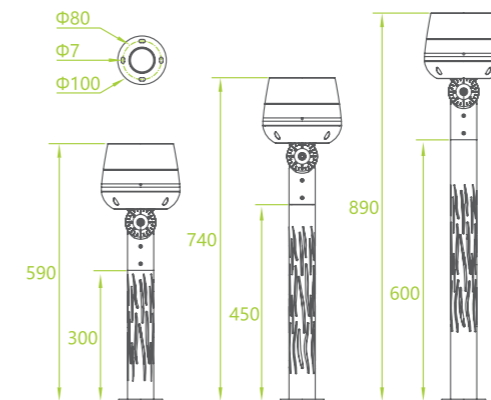


## AT3应用三： 草坪照树一体式



灯具结合了草坪灯与投树为一体。适用草坪、步道两侧、中间灌木照树。实现照射草坪、照路、照树一体化。顶部灯具为压铸铝合金，杆体为不锈钢激光雕刻工艺。

The lamp combines the lawn lamp and illuminating the tree. For the lawn, on both sides of trails, among shrubs. The realization of integrated lighting for lawn, road and tree. The top lamp is die cast aluminum, the lawn pole is stainless steel laser engraving process.



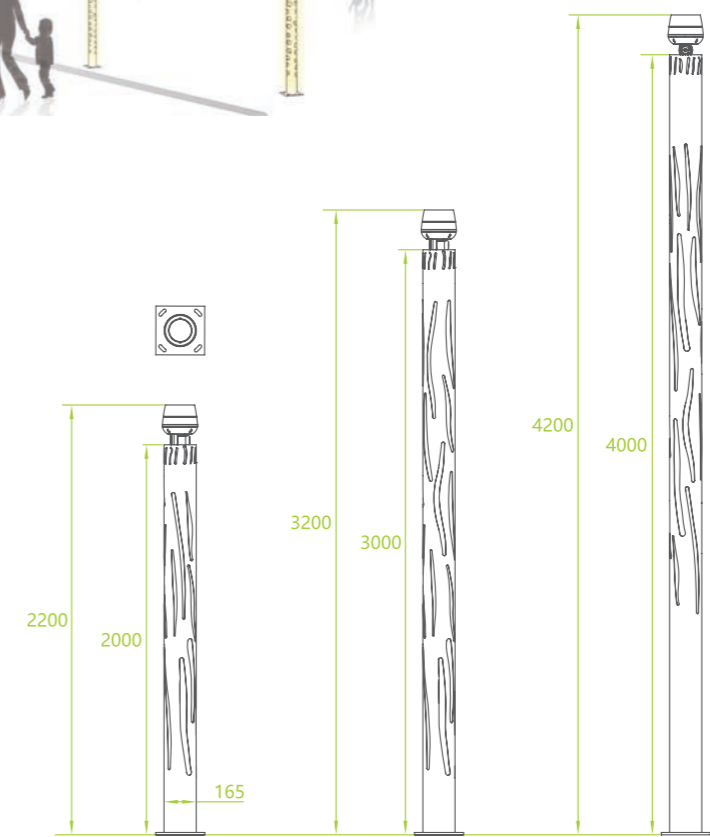


### AT4应用四:

## 景观照树一体

灯具结合景观灯与投树灯为一体的完美融合。适应步道两侧、公园等环境。实现景观与照树一体化功能，顶部为专业压铸铝照树灯，底部为不锈钢激光艺术雕刻。

The lamp is a perfect combination of landscape lighting and tree lighting. To adapt to the environment on both sides of trails and park. To achieve the integration of landscape and tree, the top of the professional die-casting aluminum lamp, the bottom of the stainless steel laser engraving.



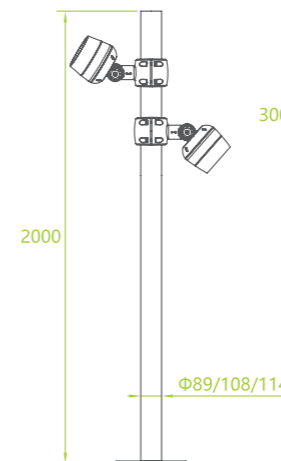
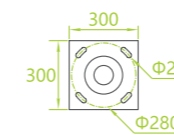


### AT5应用五:

## 多功能照树

灯具装于直杆，可实现多方向、多角度照射。可兼顾照高树、低树、步道等多方位共同照明。

The lamp is installed on the straight pole, which can realize multi direction and multi angle irradiation. Both high and low trees, trails and other multi-faceted common lighting.



● 灯具装于直杆，可实现多方向、多角度照射。可兼顾照高树、低树、步道等多方位共同照明。

● The lamp is installed on the straight rod, which can realize multi direction and multi angle irradiation. Both high and low as trees, trails and other multi-faceted common lighting.



● 灯具装于直杆，可实现多方向、多角度照射。可根据客户需求定制图案。

● The lamps are mounted on straight pole to achieve multiple directions and multiple angles of lighting. Customizing design according to customer needs.





### AT6应用六:

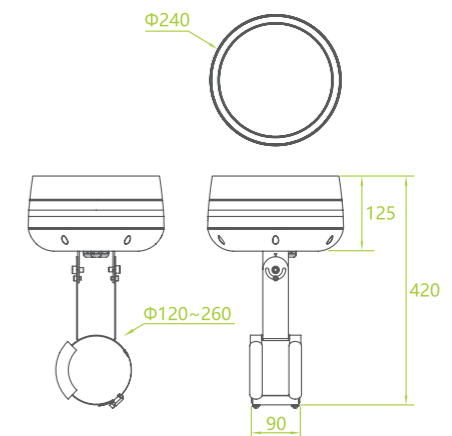
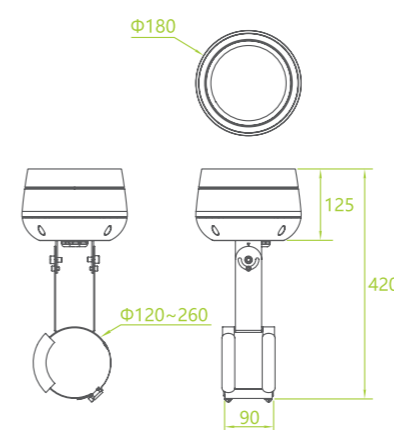
## 抱杆照树

IP66 IK08 CE



灯具底部柔性不锈钢弹簧，可伸缩抱于树干，不阻碍、不破坏树木生长。安装简易，融合环境。

Flexible stainless steel spring at the bottom of the lamp, which can be held in the tree trunk without obstruction and damaging the growth of trees. Easy installation and integration environment.





AT7 应用七:

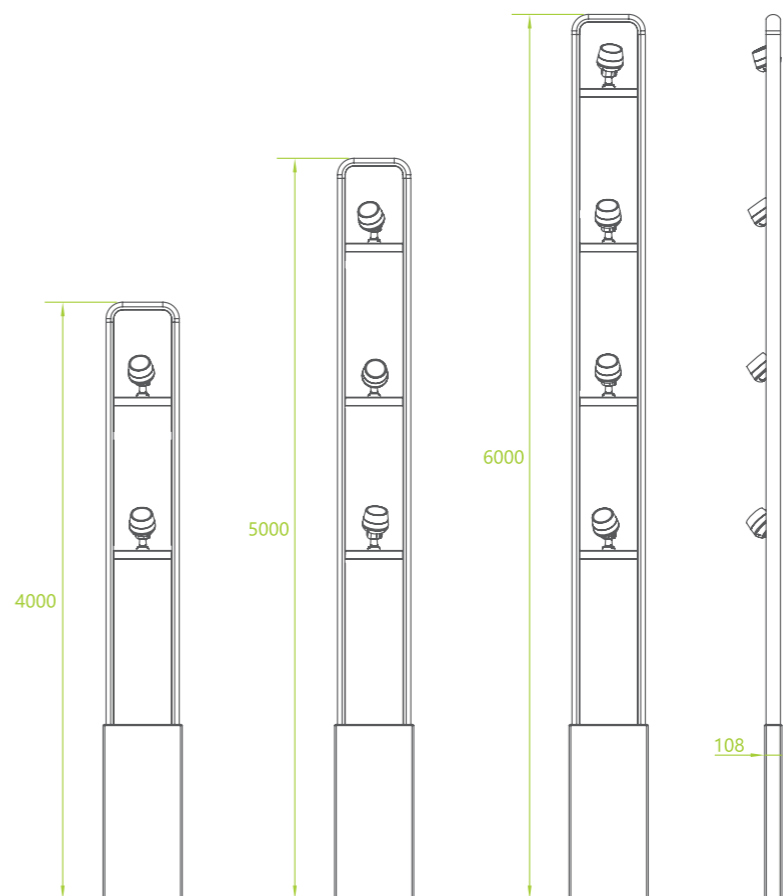
# 滑杆多功能照树

灯具安装于双杆框内，可以上下滑动多角度照射。可实现大树与高树或步道等兼顾的多功能照明。

The lamps is installed on the double pole frame, and can be used for sliding up and down. Multifunctional lighting can be realized with big trees, high trees and trails.



IP66 IK08 CE



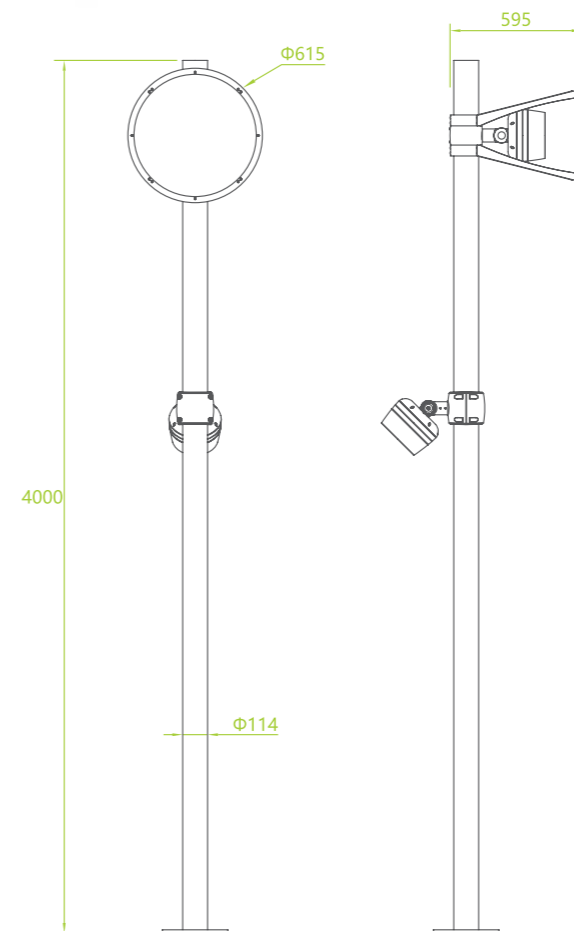
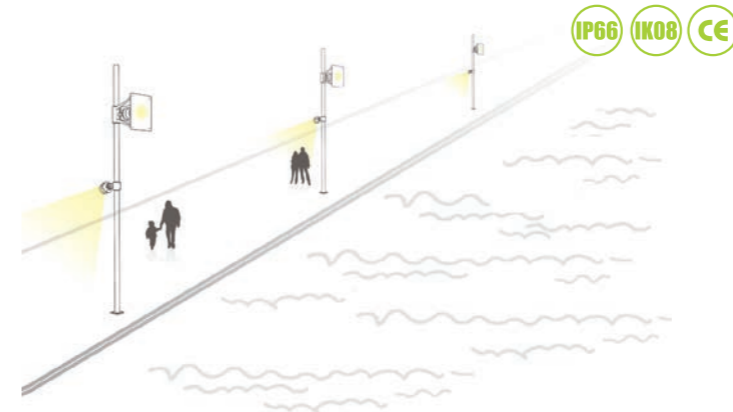


### AT8应用八:

## 大型面光源一体

灯具结合间接面光源与功能照明一体。可实现增大点光源发光面积，高位可持续照明方式。适用于沿河两岸景观大型面光源应用。

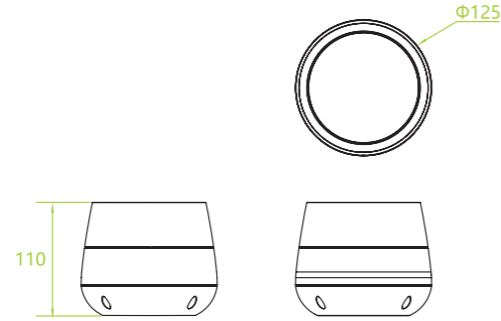
Integrated with indirect lighting and functional lighting. The invention can increase the luminous area of the point light source, and the high level sustainable lighting mode. Applicable to the landscape along the river a large surface light source applications.





精灵 LED照树灯 Elf

IP66 IK08 CE



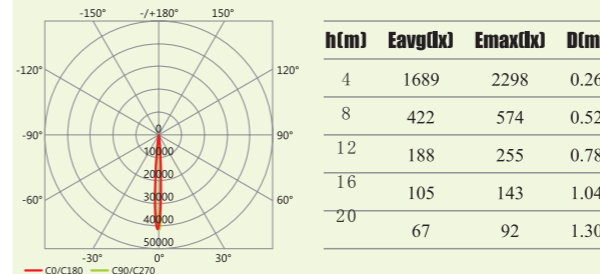
AT1 AT2 AT3 AT4 AT5 AT6 AT7 AT8

L06A-B Φ125	●	×	×	×	×	×	×	×
L06A-A Φ180	●	●	●	●	●	●	●	●
L06A-C Φ240	●	●	●	●	●	●	●	●

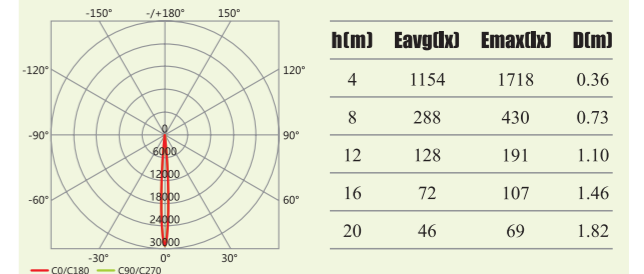
L06A-B



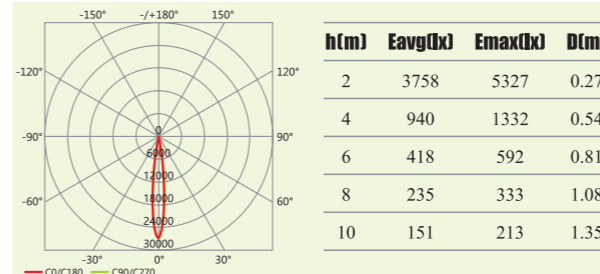
L06A-003B 8W 3.5°



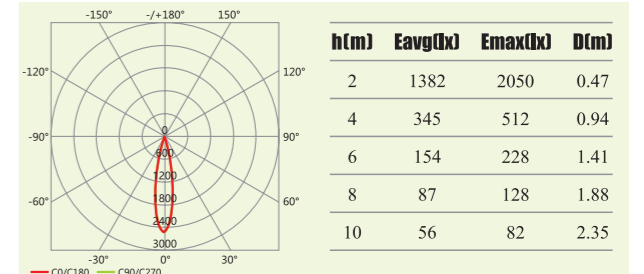
L06A-003B 8W 5°



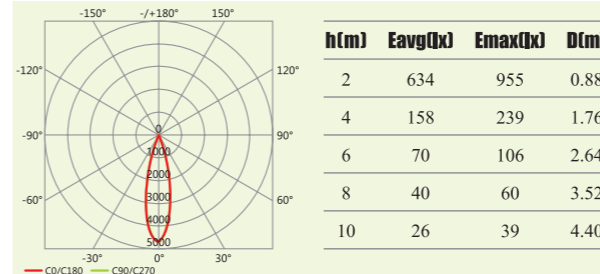
L06A-009B 10W 7°



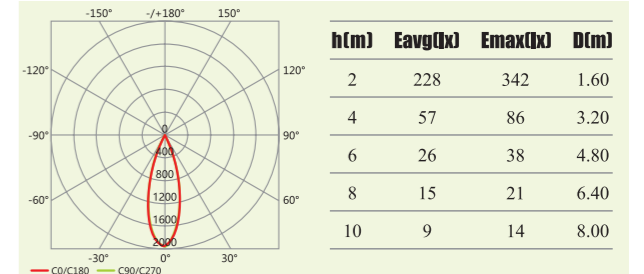
L06A-009B 10W 15°



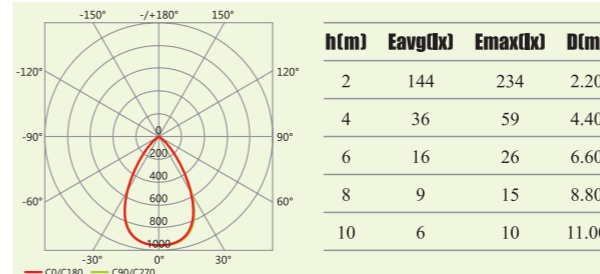
L06A-009B 10W 25°



L06A-009B 10W 40°



L06A-009B 10W 60°



L06A-003B

	Rated Power	Input Voltage	LED Quantity	Luminous Flux	Optical Angle	Net Weight	Lamp Size	Packing Size/Gross Weight
3000/4000K	8 W	AC 220V	3 pcs	430 / 550 lm	3.5° / 5°	1.3 kg	125×125×220mm	1.4kg/230×190×180mm(1pcs/box)
● ●	6 W			295 lm	7°/15°/25°/40°/60°			6.0kg/360×335×280mm(4pcs/box)

L06A-006B

	Rated Power	Input Voltage	LED Quantity	Luminous Flux	Optical Angle	Net Weight	Lamp Size	Packing Size/Gross Weight
3000/4000K	8 W	AC 220V	6 pcs	610 lm	7°/15°/25°/40°/60°	1.3 kg	125×125×220mm	1.4kg/230×190×180mm(1pcs/box)
● ●	14 W			1050 lm				6.0kg/360×335×280mm(4pcs/box)

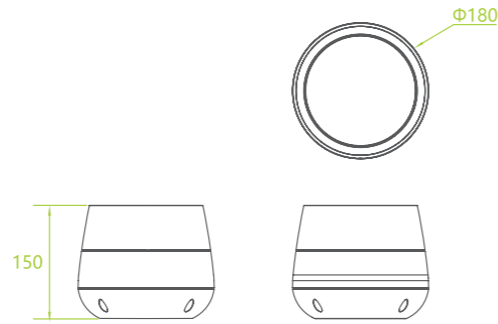
L06A-009B

	Rated Power	Input Voltage	LED Quantity	Luminous Flux	Optical Angle	Net Weight	Lamp Size	Packing Size/Gross Weight
3000/4000K	10 W	AC 220V	9 pcs	895 lm	7°/15°/25°/40°/60°	1.4 kg	125×125×220mm	1.5kg/230×190×180mm(1pcs/box)
● ●	15 W			1345 lm				6.1kg/360×335×280mm(4pcs/box)

精灵 LED照树灯 Elf




IP66 IK08 CE

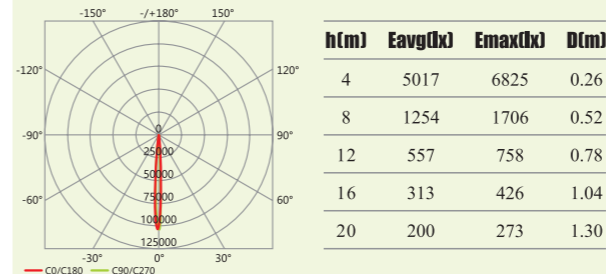


LOGA-A

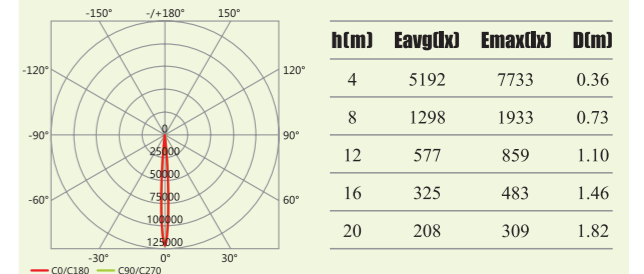
	AT1	AT2	AT3	AT4	AT5	AT6	AT7	AT8
LOGA-B Φ125	●	×	×	×	×	×	×	×
LOGA-A Φ180	●	●	●	●	●	●	●	●
LOGA-C Φ240	●	●	●	●	●	●	●	●



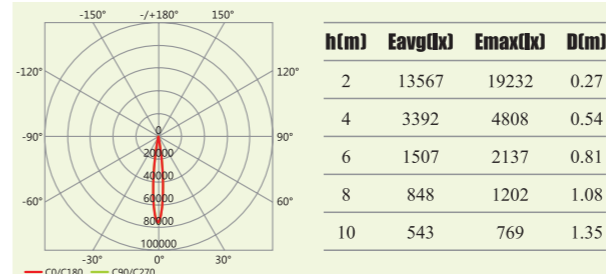
L06A-009A 21W 3.5°



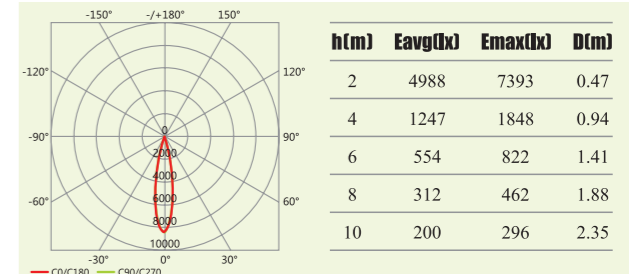
L06A-009A 30W 5°



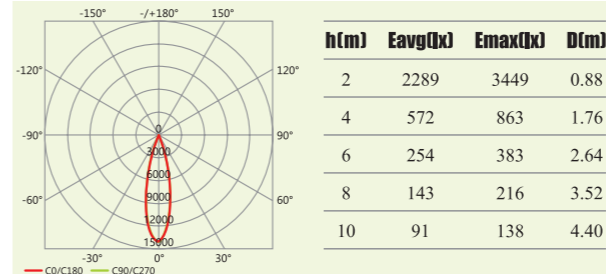
L06A-018A 42W 7°



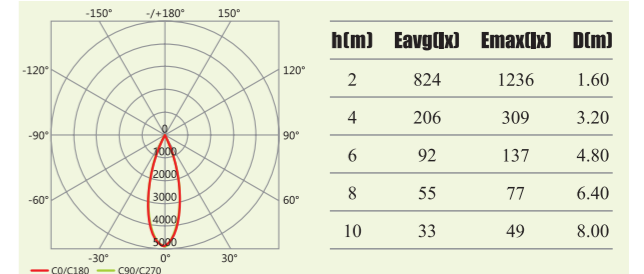
L06A-018A 42W 15°



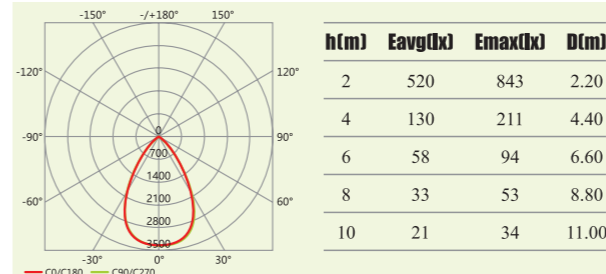
L06A-018A 42W 25°



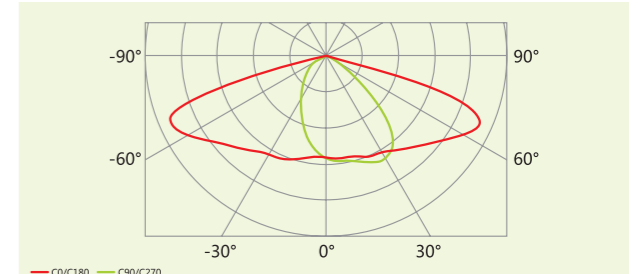
L06A-018A 42W 40°



L06A-018A 42W 60°



L06A-012A 28W 70°x145°



L06A-009A

Rated Power	Input Voltage	LED Quantity	Luminous Flux	Optical Angle	Net Weight	Lamp Size	Packing Size/Gross Weight
21 W	AC 220V	9 pcs	1278 lm	3.5°	2.6 kg	180×180×295mm	3.1kg/320×285×240mm(1pcs/box) 11.8kg/460×450×300mm(4pcs/box)
30 W			2476 lm	5°			
11 W			910 lm	7°/15°/25°/40°/60°			
21 W			1598 lm				

L06A-012A

Rated Power	Input Voltage	LED Quantity	Luminous Flux	Optical Angle	Net Weight	Lamp Size	Packing Size/Gross Weight
14 W	AC 220V	12 pcs	1203 lm	7°/15°/25°/40°/60°	2.7 kg	180×180×295mm	2.9kg/320×285×240mm(1pcs/box) 12.1kg/460×450×300mm(4pcs/box)
28 W			2165 lm				

L06A-018A

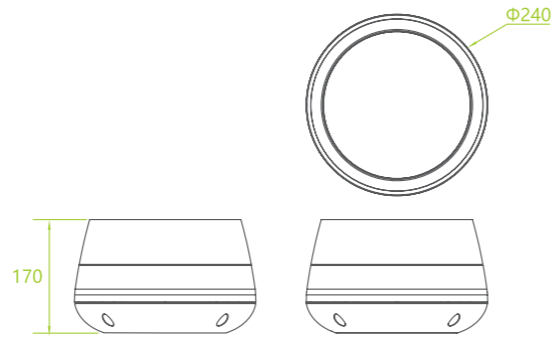
Rated Power	Input Voltage	LED Quantity	Luminous Flux	Optical Angle	Net Weight	Lamp Size	Packing Size/Gross Weight
21 W	AC 220V	18 pcs	1815 lm	7°/15°/25°/40°/60°	3.0 kg	180×180×295mm	3.5kg/320×285×240mm(1pcs/box) 13.3kg/460×450×300mm(4pcs/box)
42 W			3283 lm				

L06A-024A

Rated Power	Input Voltage	LED Quantity	Luminous Flux	Optical Angle	Net Weight	Lamp Size	Packing Size/Gross Weight
50 W	AC 220V	24 pcs	4877 lm	15°/25°/40°/60°	2.9 kg	180×180×295mm	3.3kg/320×285×240mm(1pcs/box) 12.9kg/460×450×300mm(4pcs/box)


精灵 LED照树灯 Elf

IP66 IK08 CE

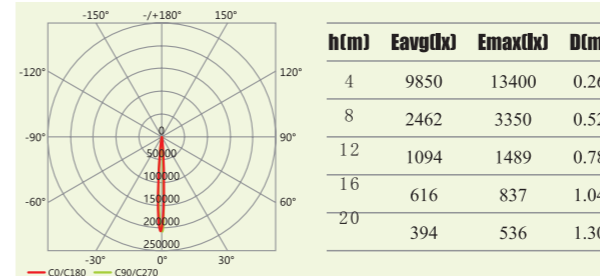


AT1 AT2 AT3 AT4 AT5 AT6 AT7 AT8

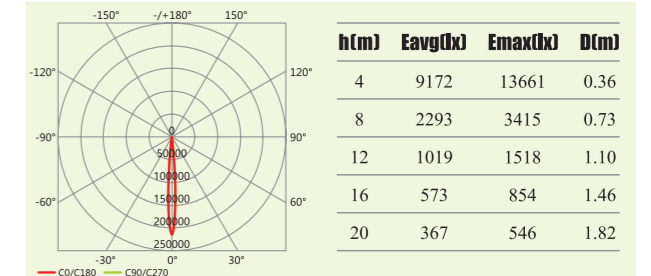
LOGA-B Φ125	●	×	×	×	×	×	×	×
LOGA-A Φ180	●	●	●	●	●	●	●	●
LOGA-C Φ240	●	●	●	●	●	●	●	●



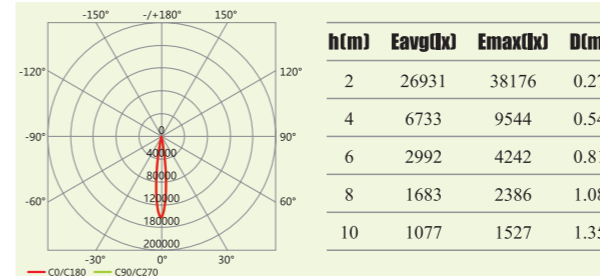
L06A-018C 40W 3.5°



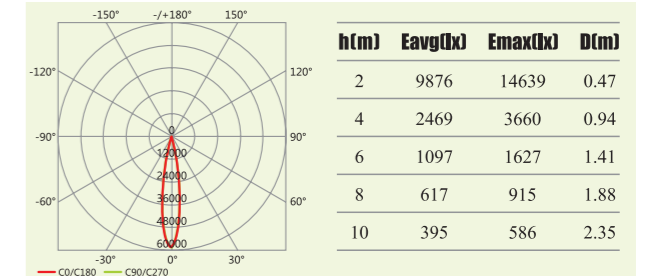
L06A-018C 60W 5°



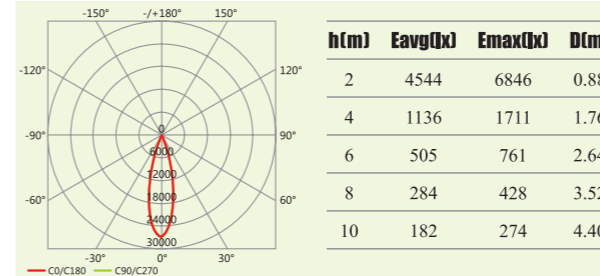
L06A-036C 80W 7°



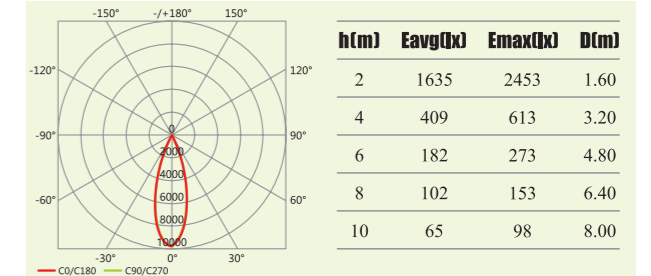
L06A-036C 80W 15°



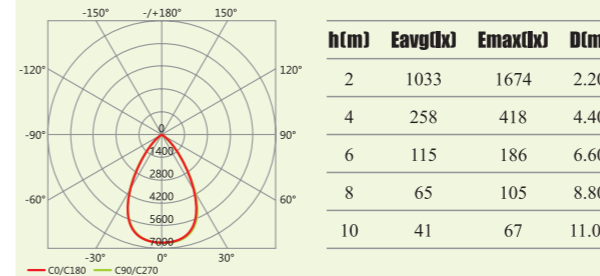
L06A-036C 80W 25°



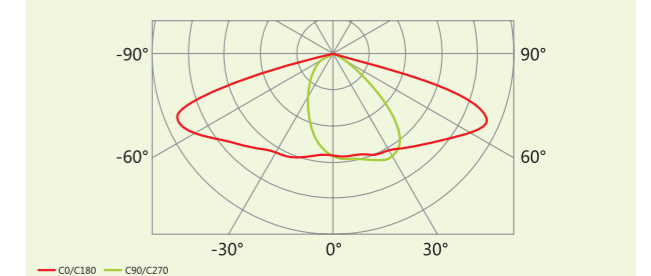
L06A-036C 80W 40°



L06A-036C 80W 60°



L06A-024C 60W 70°x145°



L06A-018C

	Rated Power	Input Voltage	LED Quantity	Optical Angle	Luminous Flux	Net Weight	Lamp Size	Packing Size/Gross Weight
●●●●●	40 W	AC 220V	18 pcs	3.5°	2510 lm	4.8 kg	240×240×315mm	5.2kg/380×330×280mm(1pcs/box)
●●●●●●●●	60 W	AC 220V	18 pcs	5°	4370 lm	4.8 kg	240×240×315mm	10.9kg/630×365×295mm(2pcs/box)

L06A-024C

	Rated Power	Input Voltage	LED Quantity	Optical Angle	Luminous Flux	Net Weight	Lamp Size	Packing Size/Gross Weight
●●●●●●●●	60 W	AC 220V	24 pcs	7°/15°/25°/40°/60°	4558 lm	4.7 kg	240×240×315mm	5.1kg/380×330×280mm(1pcs/box)
●●●●●●●●●●	72 W	AC 220V	24 pcs	7°/15°/25°/40°/60°	5429 lm	4.7 kg	240×240×315mm	10.8kg/630×365×295mm(2pcs/box)

L06A-036C

	Rated Power	Input Voltage	LED Quantity	Optical Angle	Luminous Flux	Net Weight	Lamp Size	Packing Size/Gross Weight
●●●●●●●●●●	80 W	AC 220V	36 pcs	7°/15°/25°/40°/60°	6516 lm	5.2 kg	240×240×315mm	5.6kg/380×330×280mm(1pcs/box)
●●●●●●●●●●●●	90 W	AC 220V	36 pcs	7°/15°/25°/40°/60°	6963 lm	5.2 kg	240×240×315mm	11.8kg/630×365×295mm(2pcs/box)

L06A-048C

	Rated Power	Input Voltage	LED Quantity	Optical Angle	Luminous Flux	Net Weight	Lamp Size	Packing Size/Gross Weight
●●●●●●●●●●●●●●	95 W	AC 220V	48 pcs	15°/25°/40°/60°	4745 lm	5.3 kg	240×240×315mm	5.7kg/380×330×280mm(1pcs/box)
●●●●●●●●●●●●●●●●	95 W	AC 220V	48 pcs	15°/25°/40°/60°	4745 lm	5.3 kg	240×240×315mm	11.9kg/630×365×295mm(2pcs/box)



# 精灵II

City Elf II





L06B-D



L06B-B



L06B-A



L06B-C



L06B-E

# 十大优势

Advantages

## 优势一

### 细致的工业设计

Smooth surface

自洁玻璃，无台阶不积水  
流线型外观，自洁涂层；



## 优势二

### 三重防眩光

Treble anti-glare

- 防眩玻璃  
Anti-glare glass
- 深筒  
Sink light source
- 内置阶梯微防眩器  
Built-in honeycomb diffuser

## 优势三

### 安全自锁结构

Self-lock design


抗外力冲击无损



## 优势四

### 隐藏底部接线

Hidden junction



## 优势五

### 光效提升

Efficacy & CRI up

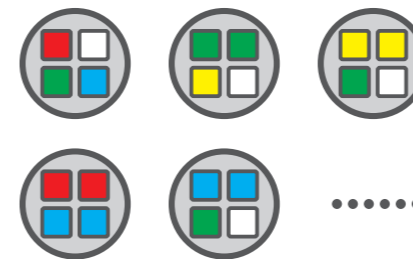


## 优势七

### 独立四合一混色方案

Multi-RGBW method

多光色配方应用  
配色数据库



## 优势六

### 双向多角度旋转


180+360° adjustable



# 优势八

## 多角度配光

Lens options

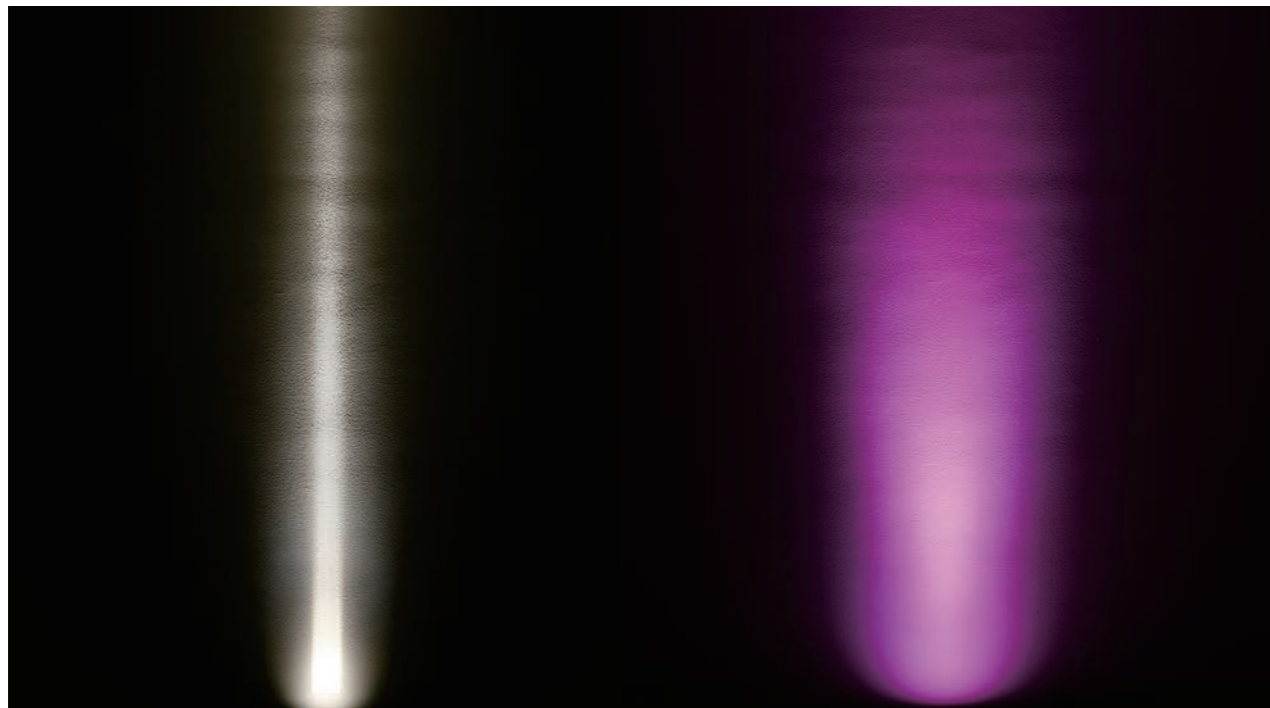


# 优势九

## 混光均匀

uniform mixing

解决窄角度问题 (混光均匀, 无副光斑)



# 优势十


## 多种组合件, 适合多场合, 涵盖园林与建筑

Multi-applications, apply to park, palza etc



- |   |  |   |
|---|--|---|
| <p><b>1</b> 落地式<br/>Ground type</p> <p><b>2</b> 半埋式<br/>Half-buried type</p> <p><b>3</b> 草坪照树一体式<br/>Lawn &amp; tree projector</p> <p><b>4</b> 大型面光源一体<br/>Large point light</p> <p><b>5</b> 多功能照树<br/>Multi-function projector</p> | <p><b>6</b> 抱杆照树<br/>Hold tree projector</p> <p><b>7</b> 步道照明<br/>Walkpath lighting</p> <p><b>8</b> 广场照明<br/>Plaza lighting</p> <p><b>9</b> 建筑柱体照明<br/>Building column lighting</p> <p><b>10</b> 建筑投洗照明<br/>Building projection lighting</p> | <p><b>11</b> 建筑泛光照明<br/>Building flood lighting</p> <p><b>12</b> 建筑切光照明<br/>Building linear lighting</p> <p><b>13</b> 建筑双面照明<br/>Double-faced lighting</p> <p><b>14</b> 重点照明<br/>Focus lighting</p> <p><b>15</b> 文旅照明<br/>Cultural tourism lighting</p> |
|---|--|---|


## 配色色域表 Optional light-emitting color




### 单色域混色方案推荐

Tow or more fixed colors mixing recommendation

2200k 4000k 5700k



烛光白 Candlelight white      月光白 Moonlight white      日光白 Daylight white



### 独立四合一混色数据库

Independent 4 in 1 mixed color database



# 精灵II LED照树灯 AU1




## AU1 Ground type 应用一:

### 落地式

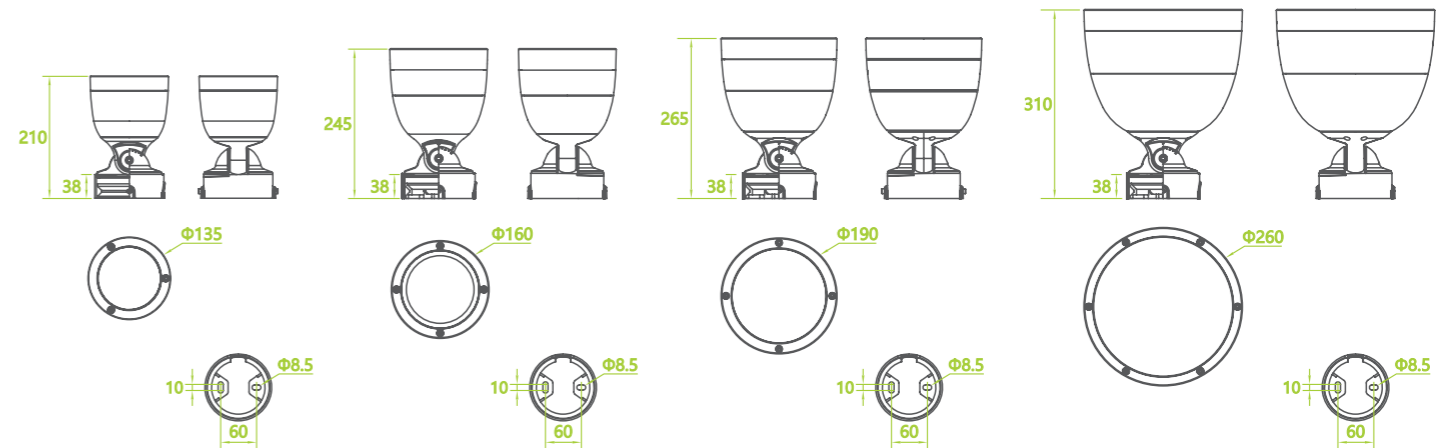
灯具安装于草坪地面，适用于公园、湿地、草坪环境投树照明。  
Apply to park, garden etc

#### 落地安装应用提升

- ◎位置低，隐蔽性好
- ◎高强度底座，不易损坏
- ◎内置接线腔，无需外置接线盒
- ◎Low position, good stealthiness
- ◎High strength base
- ◎Built-in junction



防眩玻璃  
Anti glare glass



精灵II  
LED照树灯



AU2



AU2 Half buried type  
应用二:

## 半地理式

灯具安装于草坪、石材、树池等环境低位投树照明；  
避免草皮覆盖挡光；优异的防眩低位功能；高强度304不锈钢预埋筒；  
纵向 $\pm 25^\circ$ 旋转，周边 $\pm 70^\circ$ 旋转。

◉Apply to park, garden etc

### 半地理安装应用提升

- ◉位置高低可以升降，根据草坪高低调整；
- ◉可锁定旋转齿轮结构，不易摇头
- ◉304不锈钢面盖，5mm高强度钢化玻璃；
- ◉0-20mm height adjustable
- ◉Shooting angle lockable
- ◉SS cover with 5mm tempered galss




Low



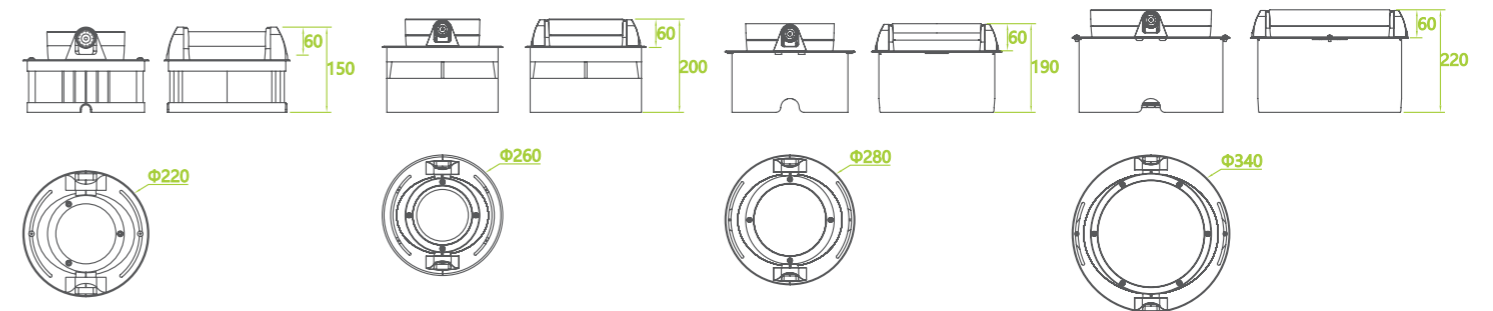
Normal



High



可上下调整灯体高度，三档：0mm/+10mm/+20mm，灯头垂直旋转 $\pm 25^\circ$ ，水平 $70^\circ$ 安装



精灵II  
LED照树灯  
AU3



AU3 Lawn & tree projector  
应用三:

# 草坪照树一体式

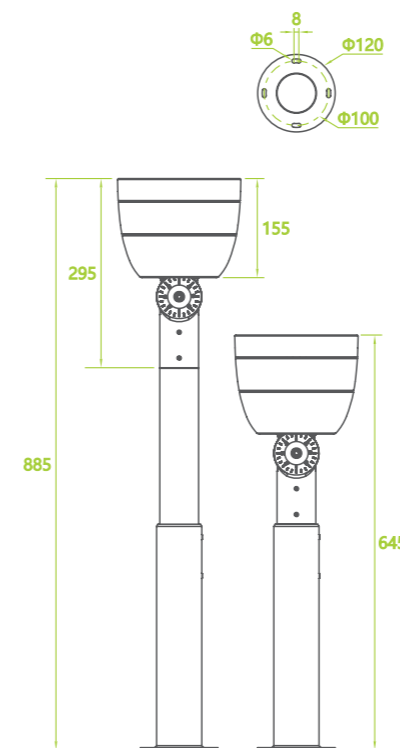
灯具结合了草坪灯与投树为一体。适用草坪、步道两侧、中间灌木照树。实现照射草坪、照路、照树一体化。顶部灯具为压铸铝合金，杆体为激光雕刻工艺。

◎Bollard & tree projector together, Multi-function illuminate footpath & bush together

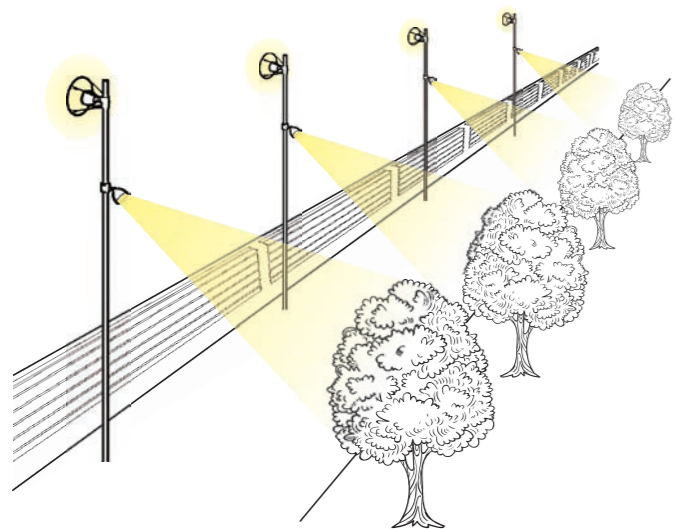
## 低矮杆安装应用提升

- ◎位置高低可以升降，根据灌木高低调整；
- ◎增强管体功能，避免破坏；

- ◎Pole with laser cut tech, built-in LED light available
- ◎Telescopic pole design, apply to different tree height



精灵II  
LED照树灯 IP66 IK08 CE  
AU4

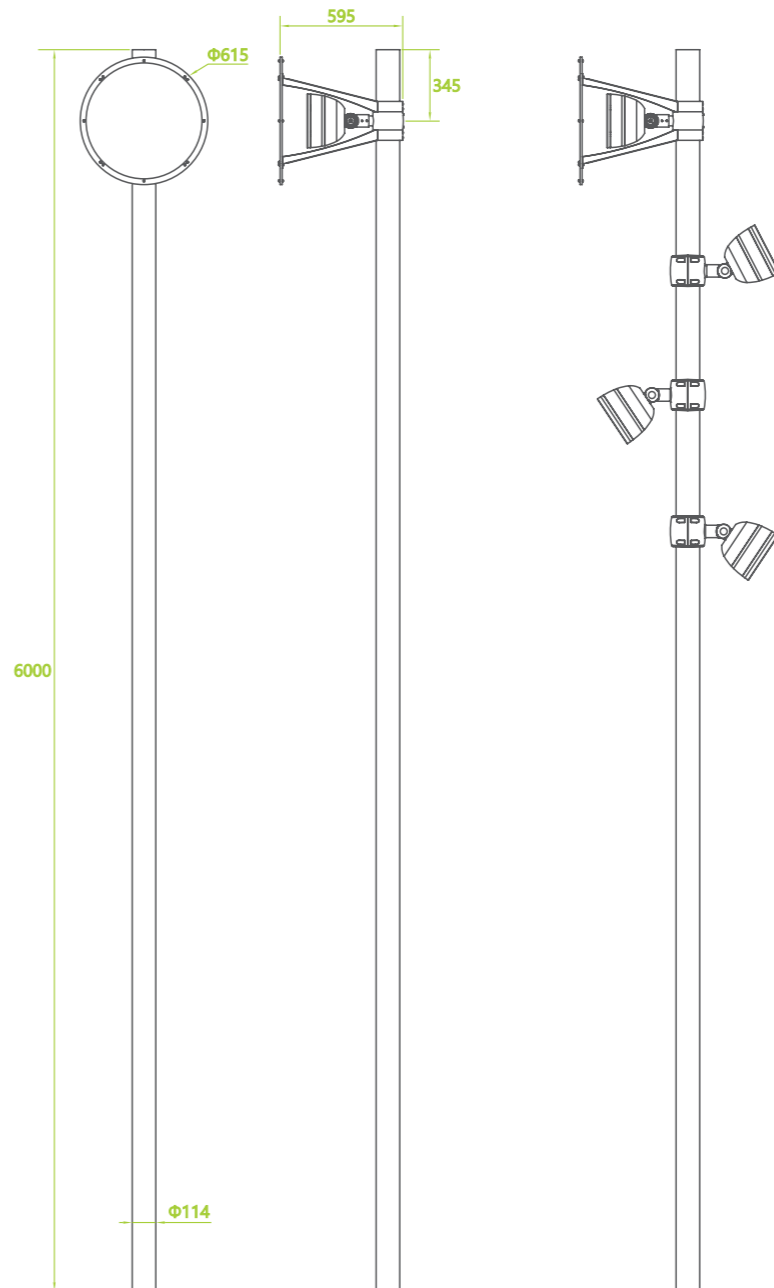


AU4 Large point light  
应用四:

# 大型面光源一体

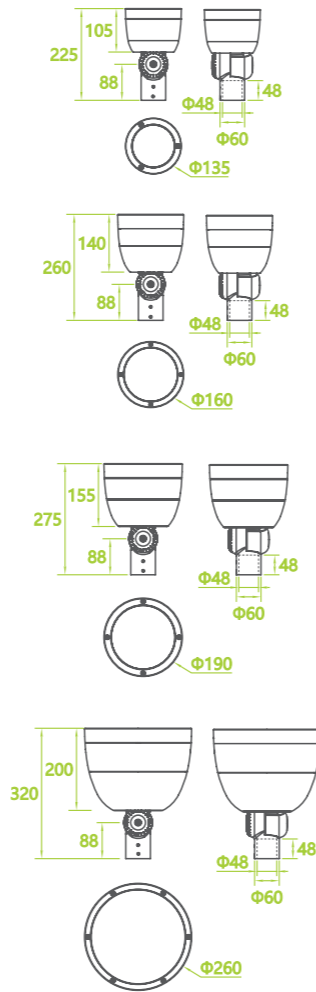
灯具结合间接面光源与功能照明一体；可实现增大点光源发光面积，高位可持续照明方式；可加载功能照明（投影效果）；适用于沿河两岸景观大型面光源应用。

- ◉Multi-function used for decoration and walk path
- ◉Projection effect available
- ◉Large point light source
- ◉Pole holder dia 89/114mm optional



精灵II  
LED照树灯  
AU5

IP66 IK08 CE



AU5 Compound tree projector  
应用五:

## 多功能照树

灯具装于直杆，可实现多方向、多角度照射。可兼顾照高树、低树、步道等多方位共同照明。

Multi-function illuminate lower and higher trees

### 多功能杆安装应用提升

与灯杆融入度更高，外形更加美观


增加更多应用的照明功能（建筑，泛光，道路，庭院，树木）

锥形管旋转功能，实现多功能照明。

Custom-made pole available

Pole holder dia 89/114mm optional

Pole install, with optional shooting direction & angle



精灵II  
LED照树灯



精灵II  
LED照树灯  
AU6



AU6 Tree hold projector  
应用六:

# 抱杆照树

灯具底部柔性不锈钢弹簧，可伸缩抱于树干，不阻碍、不破坏树木生长。抽拉式简便变径技术，安装简易，融合环境。

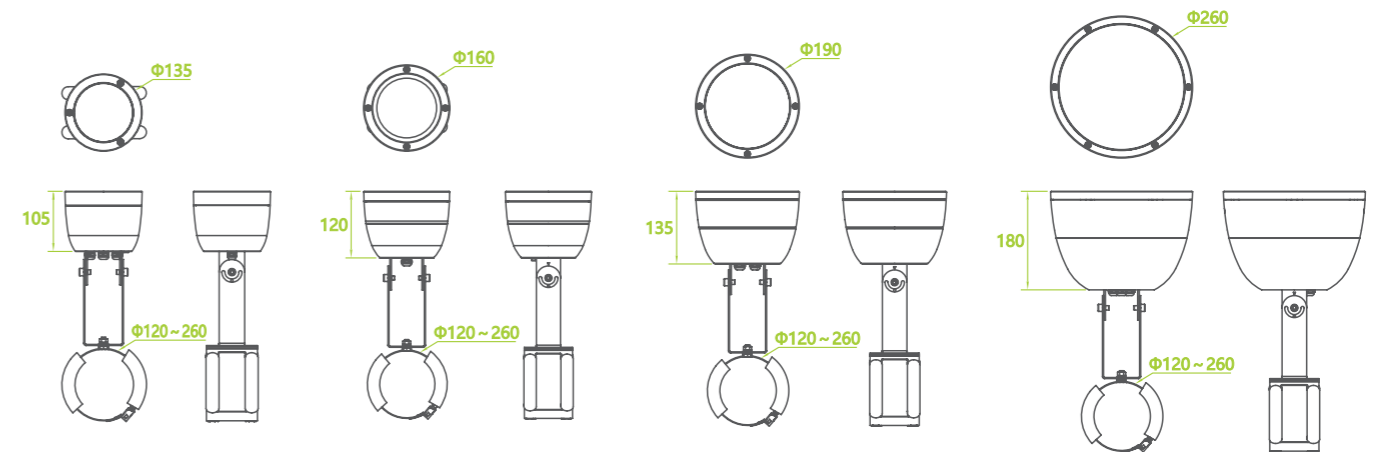
◉Lamp base with flexible spring, holding tree not hurt tree grow

## 抱树安装应用提升

◉基本功能升级，双向旋转，增加360度，旋转眩光罩

◉Pull-out diameter changable design

◉Anti-glare diffuser optional



精灵II  
LED照树灯  
AU7

IP66 IK08 CE



AU7 Walk path lighting  
应用七:

# 步道照明

适合步道照明，公园、庭院步道功能照明，拉伸配光，可配置半透明防眩光罩，光线柔和，低眩光。

- ◉ Pole install, with optional shooting direction & angle
- ◉ Frost glass diffuser with gentle light output
- ◉ Apply to garden, walk path, plaza etc

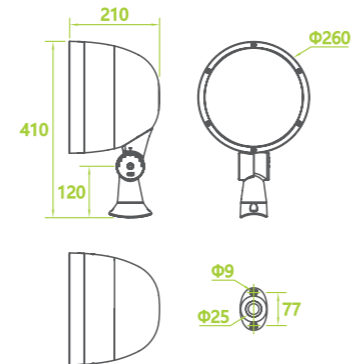
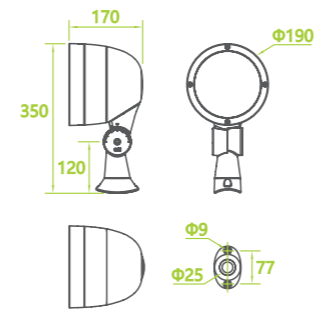
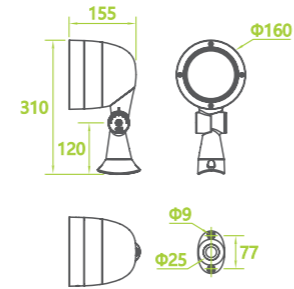
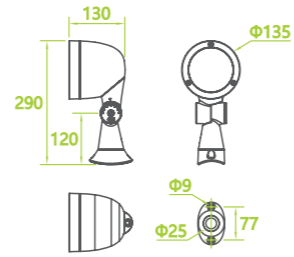




精灵II  
LED照树灯



AU8




AU8 Plaza Lighting  
应用八:

## 广场照明

适合公园、广场的功能照明，高位立杆，多方向，可兼顾不同方向的照明应用，可配置多种防眩光装置。

- Multi-direction & multi-angle available
- Standard with tapered pole, custom made pole available
- Anti-glare diffuser optional
- Apply to garden, walk path, plaza etc



精灵II  
LED照树灯



精灵II  
LED照树灯  
AU9

IP66 IK08 CE



1



2



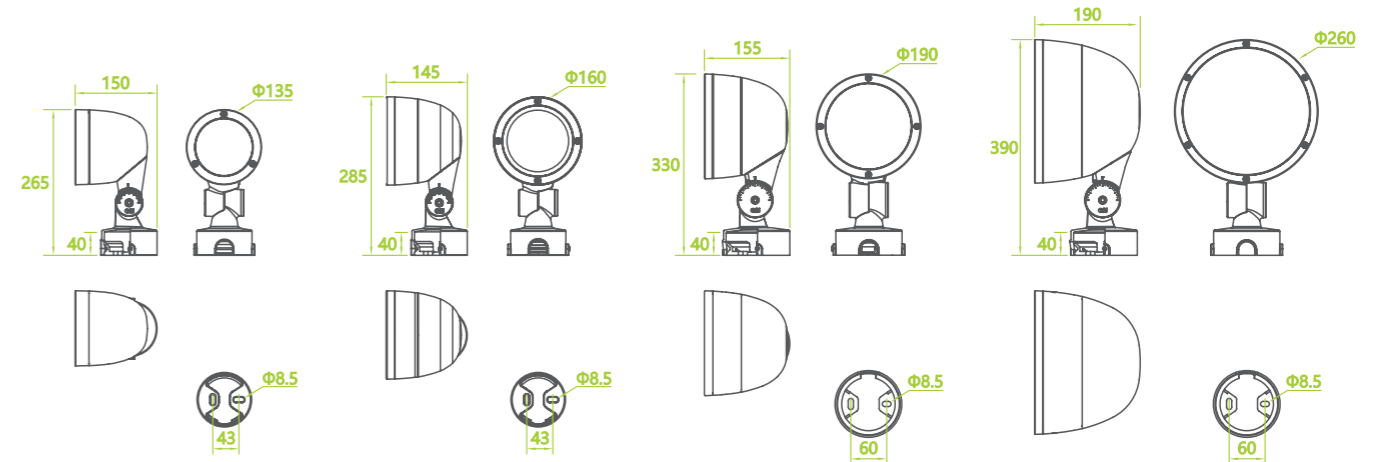
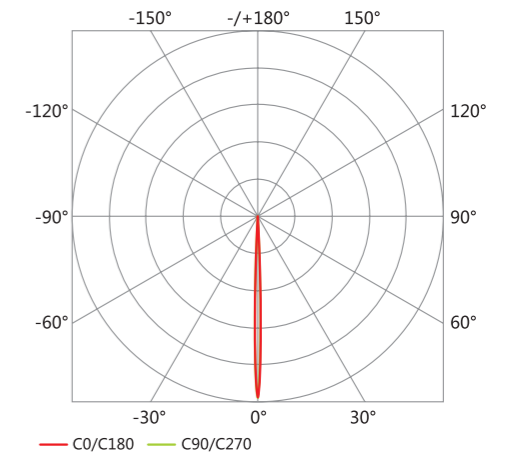

3

AU9 Building column projector  
应用九:

建筑柱体照明

适合建筑柱体照明；可搭载3°~5°配光，实现窄、宽柱子擦墙照明，底部均匀，起光点低；均匀退晕；可自由调整退晕距离；解决RGBW底部混光问题。

- Equipped with 3-5° lens with super narrow shoot angle
- Double joint design, apply to different install method
- Apply building column lighting



精灵II  
LED照树灯 IP66 IK08 CE  
AU10

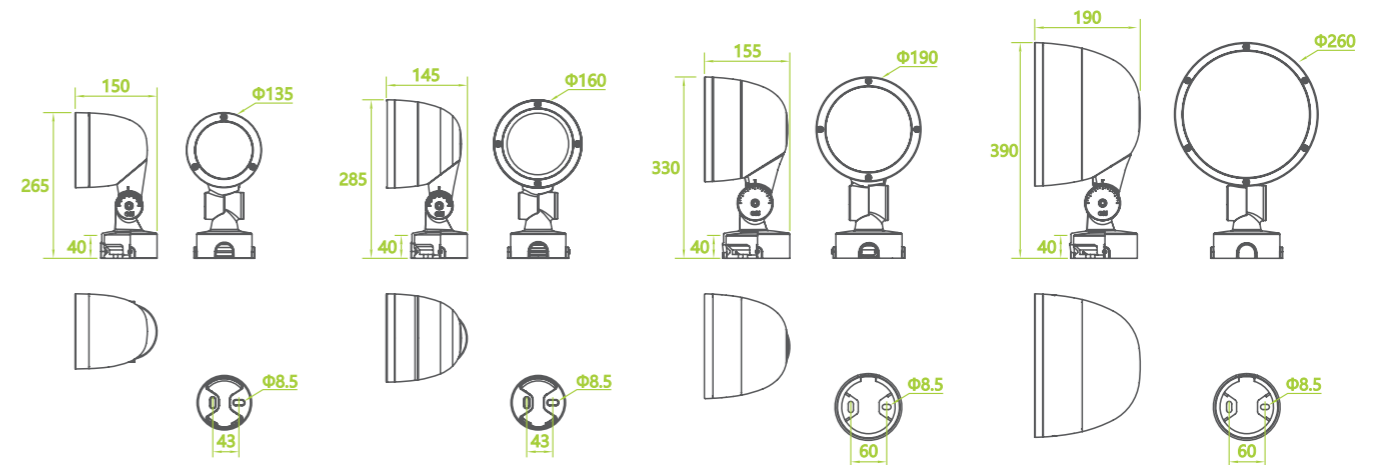
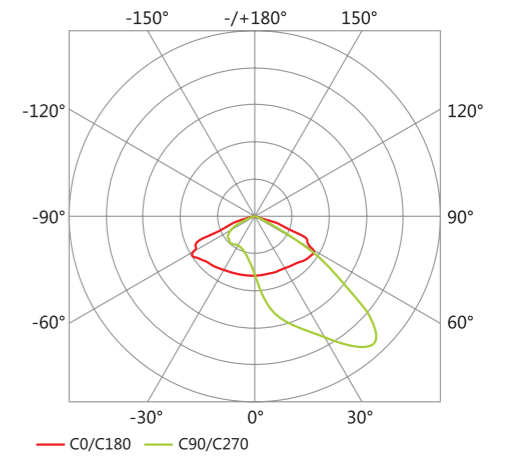



AU10 Building washer & projector  
应用十:

## 建筑投洗照明

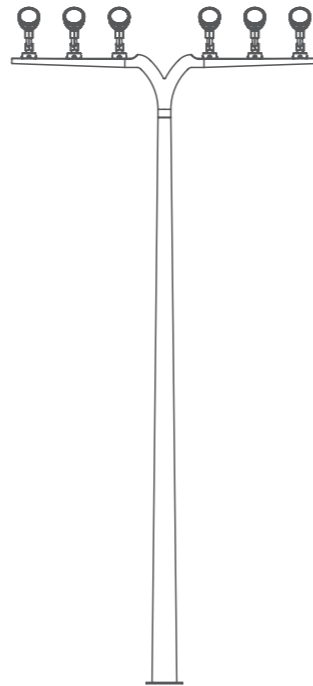
适用于建筑立面大范围照明。横向均匀，上下均匀，安装简便。

- Multi-direction & multi-angle available
- Multi-joint design, apply to different install method
- Uniform light output, easy for installation
- Screws hidden design



精灵II  
LED照树灯 IP66 IK08 CE

AU11

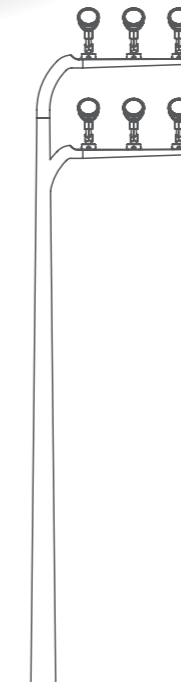



AU11 Building flood lighting  
应用十一:

## 建筑泛光照明

适用于建筑立面泛光照明。立杆投射；落地投射；多种角度方案；多种防眩光方案（可旋转眩光帽，深筒眩光）

- ◉ Pole installation or ground installation
- ◉ Multi-angle and multi-direction available
- ◉ Optional diffuser available
- ◉ Apply building flood lighting



H=8/10/12M



精灵II  
LED照树灯 IP66 IK08 CE  
AU12

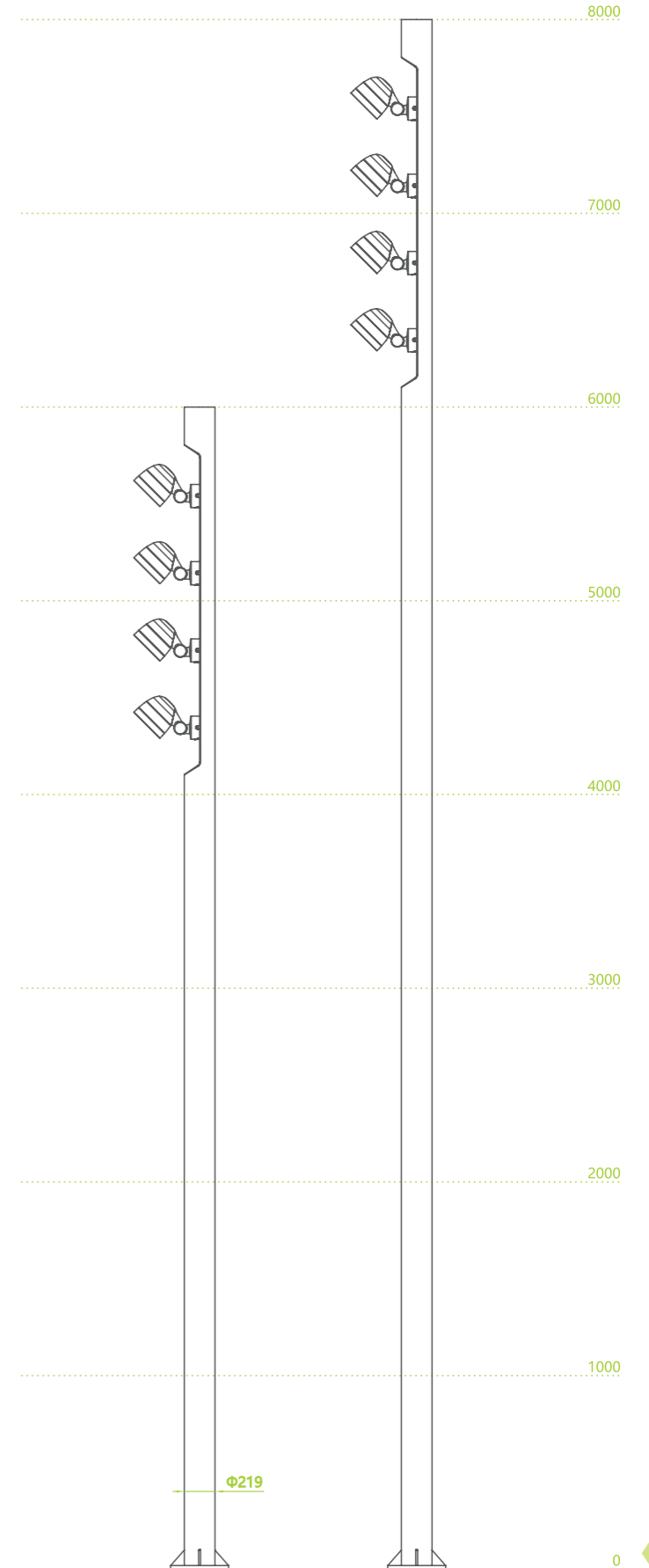
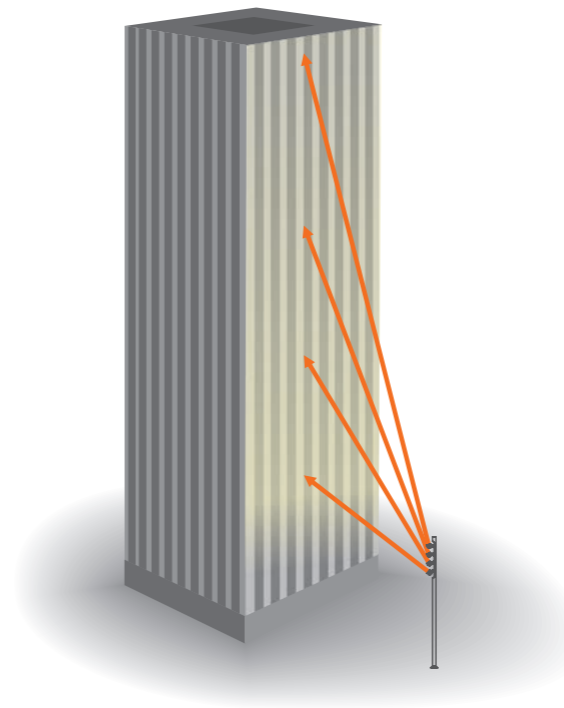
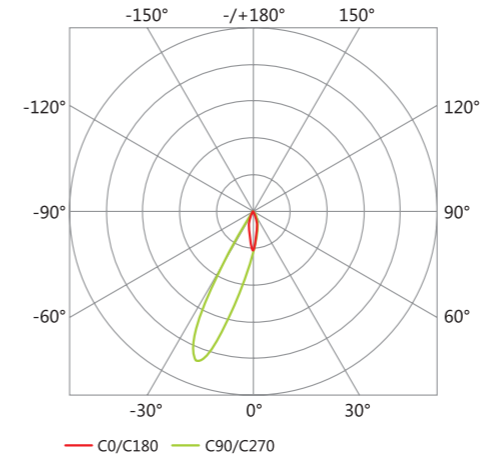


AU12 Building facade projector  
应用十二:

# 建筑切光照明

适用于建筑立面切光照明。立杆投射；上下均匀。

- ◉ Pole installation
- ◉ Multi-angle and multi-direction available
- ◉ Optional diffuser available
- ◉ Apply building flood lighting



精灵II  
LED照树灯 IP66 IK08 CE  
**AU13**

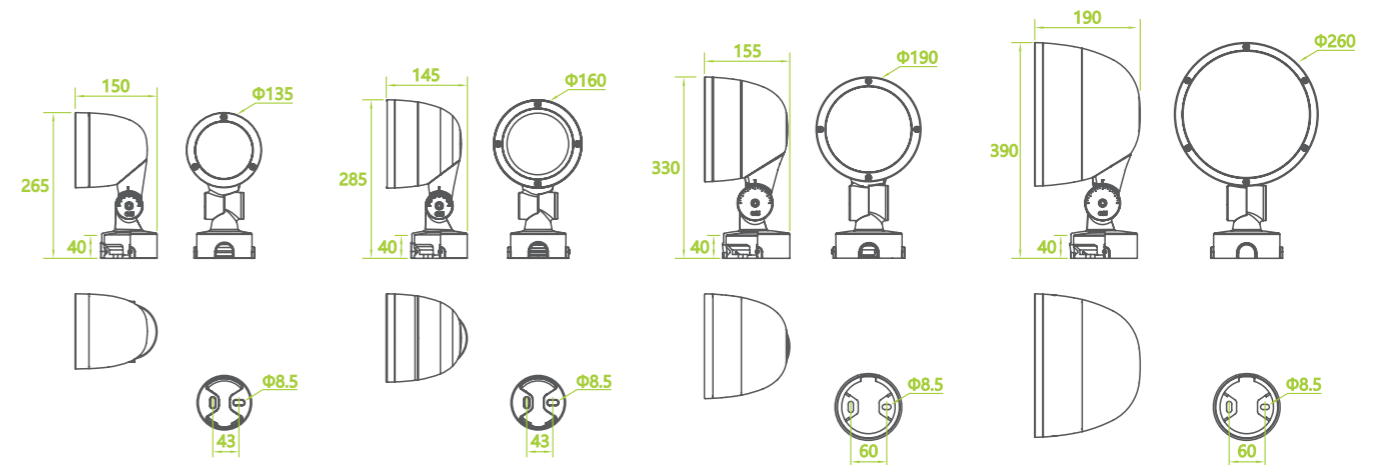
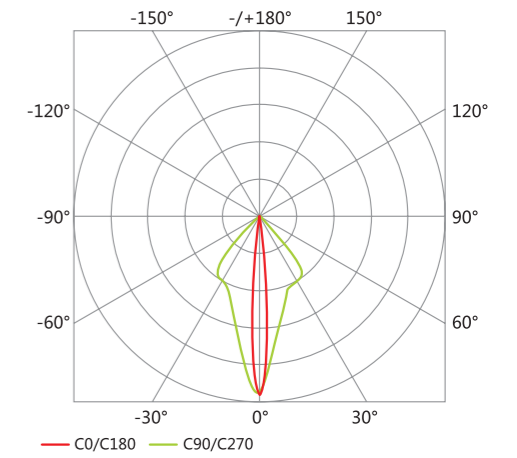
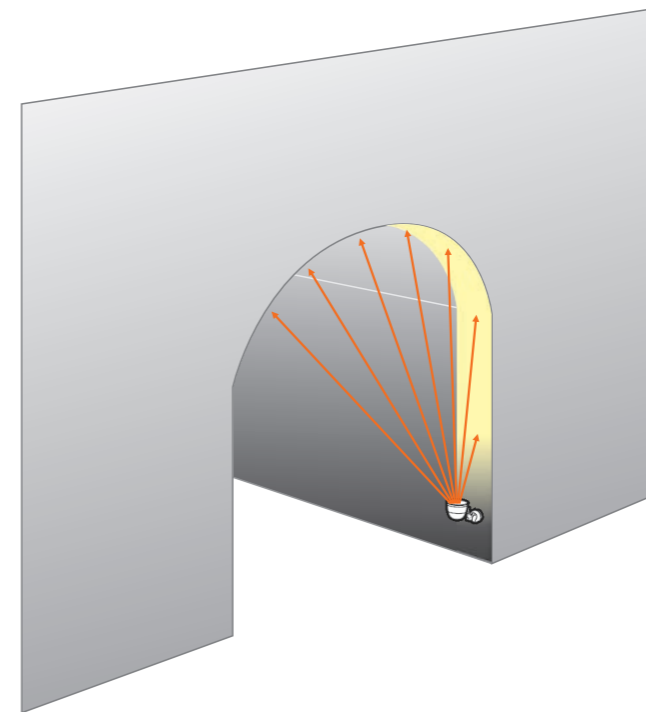


**AU13** Arch lighting  
应用十三:

## 建筑双面照明

适用于建筑穹顶及屋顶双面照明，节约用灯，一灯两面的应用。

- ◉ Wall install with hidden screws
- ◉ Multi-angle and multi-direction available
- ◉ Optional diffuser available
- ◉ Apply arch or rooftop lighting



精灵II  
LED照树灯 IP66 IK08 CE

AU14

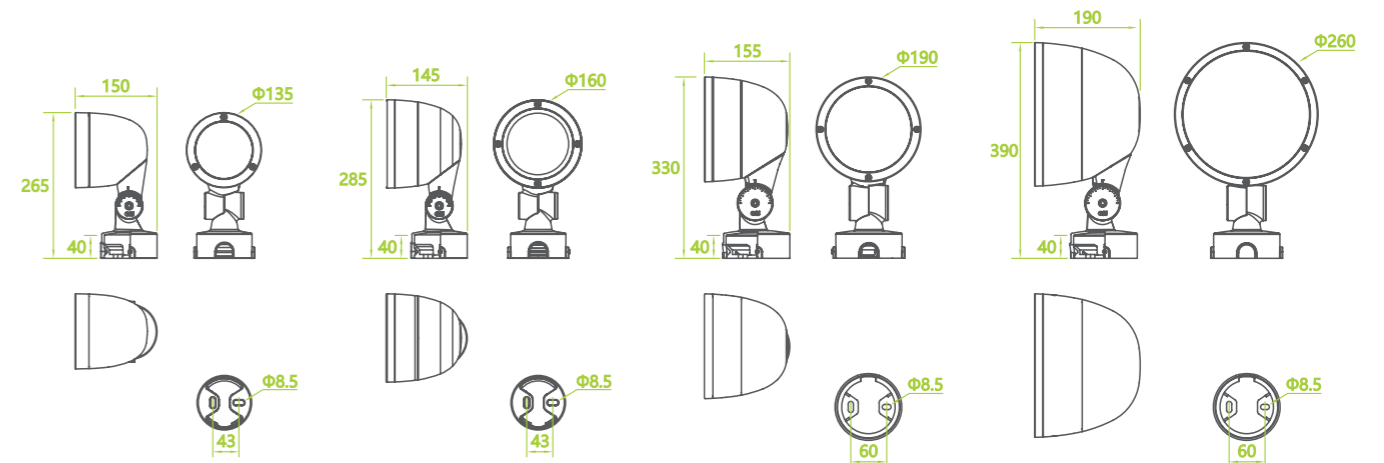
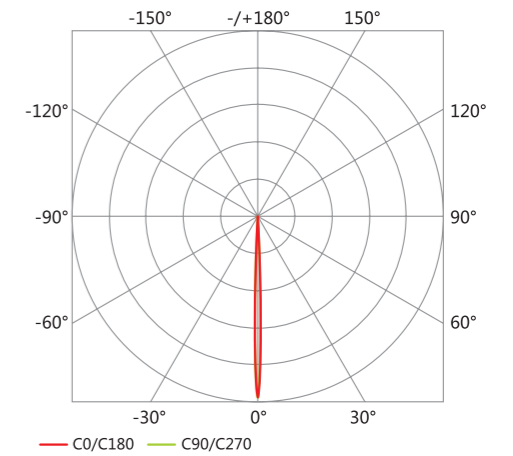


**AU14** Focus lighting  
应用十四:

## 重点照明

适用于雕塑照明；建筑局部照明；  
小品照片；突出特点：窄角度退光  
均匀，无杂散光，防眩光。

- Apply to sculpture & pictures
- Narrow angle and uniform fading
- Stray light free, glare free





精灵II  
LED照树灯



L06B-D-AU1



L06B-B-AU1



L06B-A-AU1



L06B-C-AU1



L06B-D-AU9



L06B-B-AU9



L06B-A-AU9



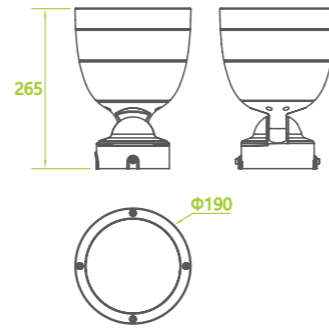
L06B-C-AU9



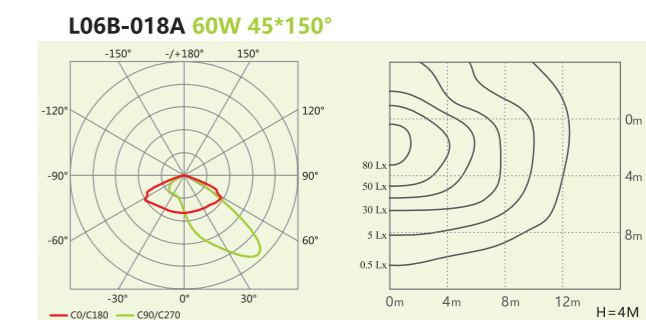
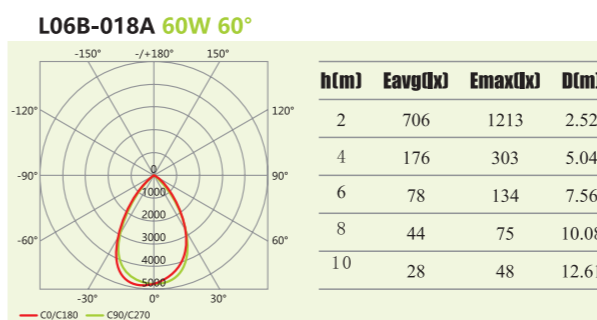
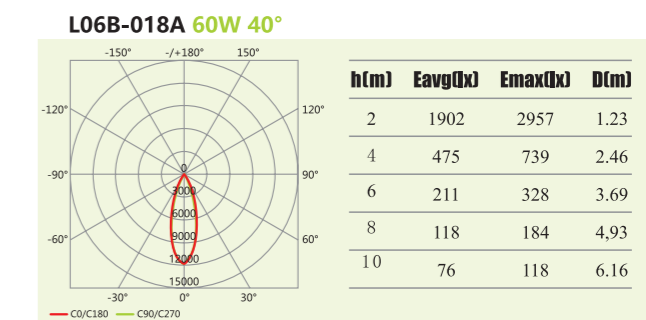
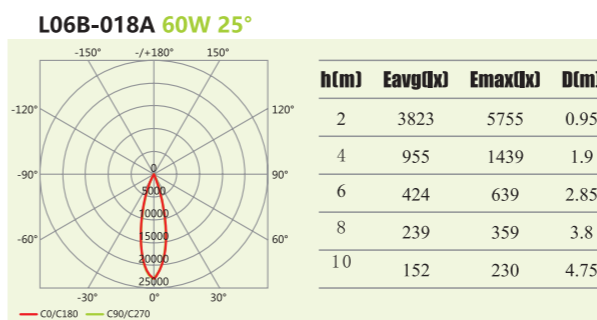
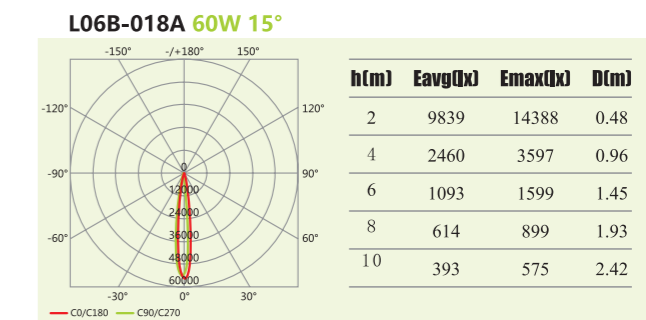
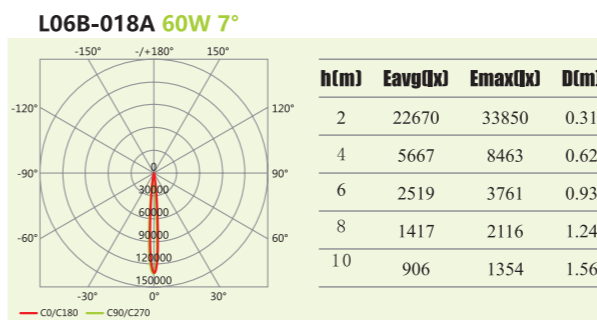
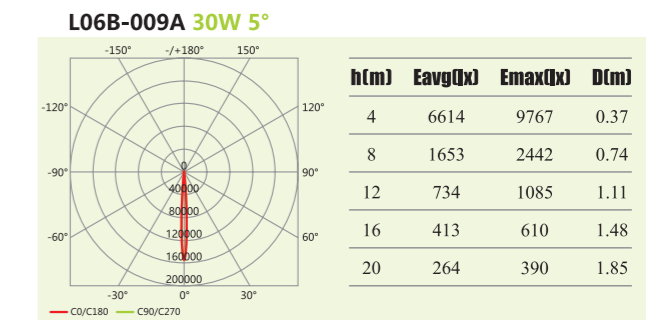
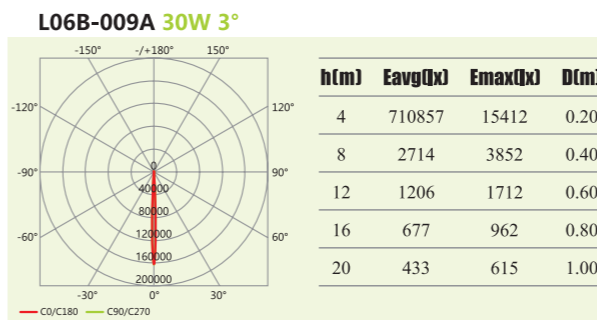
L06B-E-AU9

# 精灵 II L06B-A

LED 照树灯



- 灯具采用一体化压铸工艺，采用低铜耐腐蚀铝合金材料，表面室外静电喷塑工艺，抗户外环境聚酯塑粉；  
ADC12 low cuprum die-cast aluminum with anti-UV powder coating;
- 灯具光源设计多重防眩光技术方案，有效控制视觉眩光及溢散光；  
Multi-anti glare design, efficient control glare;
- 灯具内置辐射整体散热，外表面光洁表面自洁不粘灰，表面光滑，自洁涂层，持久光鲜亮丽；  
Built-in heat sinker, provides smooth surface and slim appearance;
- 高强度马蹄齿，支架自锁结构固定，预防外力滑动；  
High strength horseshoe gear with supporter self-locker offers stable body;
- 内置隐藏式线路结构，灯具无外露线，安全美观可靠。  
Hidden junction provides nice appearance and more safty;
- 防护等级达到IP66；采用5MM钢化玻璃，抗冲击等级达到IK08；  
IP66 and IK08 protection;
- 选用高等级进口大功率光源，高光效输出及呈现优异的光效果。  
Osram or philips chip with high efficiency;
- 可加载多种配件，变换多端。适合园林，建筑多场合应用。  
Optional accessories apply to park, garden, plaza, building facade etc



	AU1	AU2	AU3	AU4	AU5	AU6	AU7	AU8	AU9	AU10	AU11	AU12	AU13	AU14	AU15
L06B-A Φ190	●	●	●	●	●	●	●	●	●	●	●	●	●	●	×
L06B-B Φ160	●	●	●	×	●	●	●	●	●	●	●	●	●	●	×
L06B-C Φ260	●	●	●	●	●	●	●	●	●	●	●	●	●	●	●
L06B-D Φ135	●	×	●	×	●	●	●	●	●	●	●	●	●	●	×
L06B-E 370*210	×	×	×	×	×	×	×	×	●	×	●	×	×	●	×

### L06B-006AP4.0L

Rated Power	Input Voltage	LED Quantity	Luminous Flux	Optical Angle	Net Weight	Lamp Size	Gross Weight/Packing Size
60 W	AC 220V	6 pcs	2758 lm	15°/25°/40°/60°	4.0 kg	Φ190×265mm	4.2kg/320×285×240mm(1pcs/box) 16.8kg/500×450×330mm(4pcs/box)

### L06B-009AP3.3L

Rated Power	Input Voltage	LED Quantity	Luminous Flux	Optical Angle	Net Weight	Lamp Size	Gross Weight/Packing Size
30 W	AC 220V	9 pcs	2633 lm	3°/5°	3.2 kg	Φ190×265mm	3.6kg/320×285×240mm(1pcs/box) 13.9kg/500×450×330mm(4pcs/box)

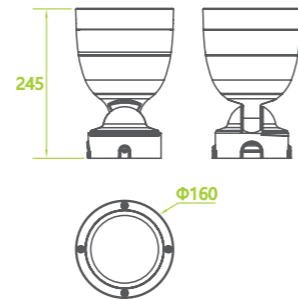
### L06B-012AP3.3L

Rated Power	Input Voltage	LED Quantity	Luminous Flux	Optical Angle	Net Weight	Lamp Size	Gross Weight/Packing Size
50 W	AC 220V	12 pcs	4803 lm	7°/15°/25°/40°/60°	3.2 kg	Φ190×265mm	3.6kg/320×285×240mm(1pcs/box) 13.9kg/500×450×330mm(4pcs/box)

### L06B-018AP3.3L

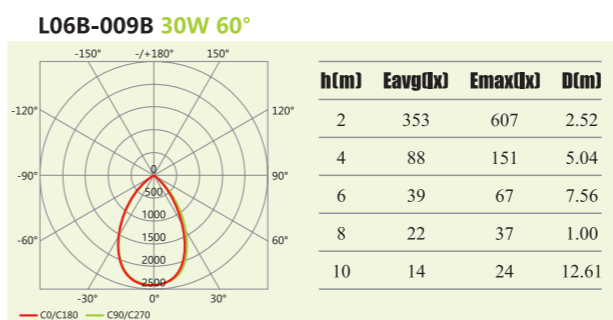
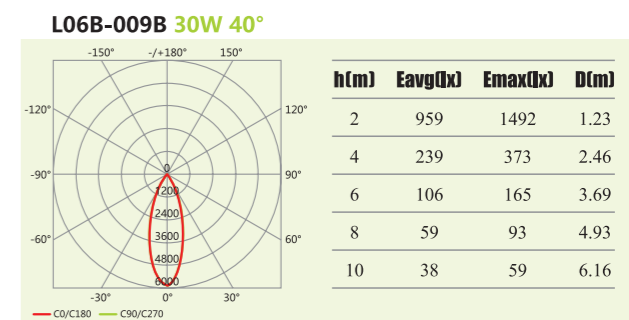
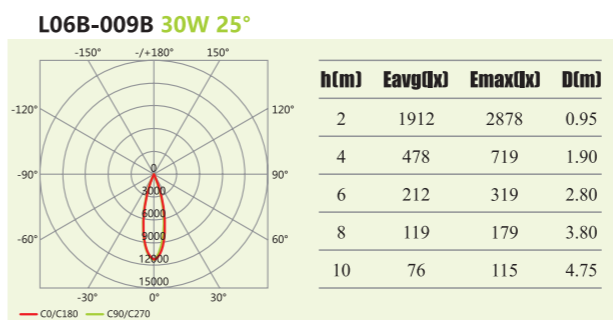
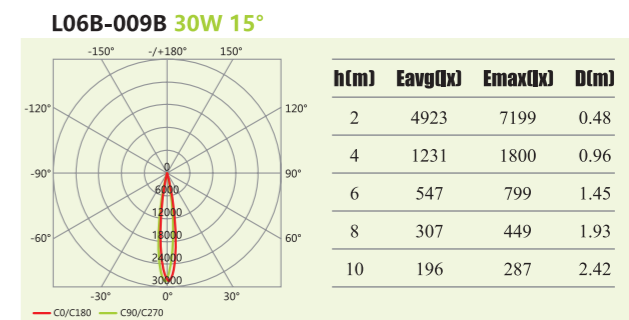
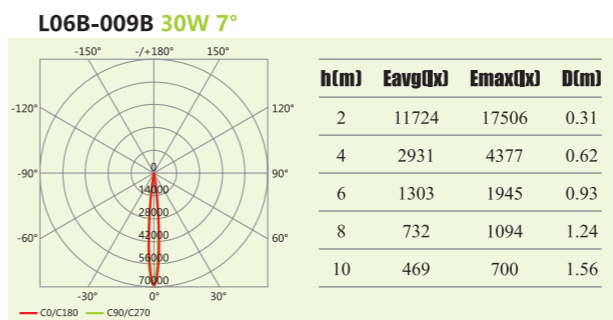
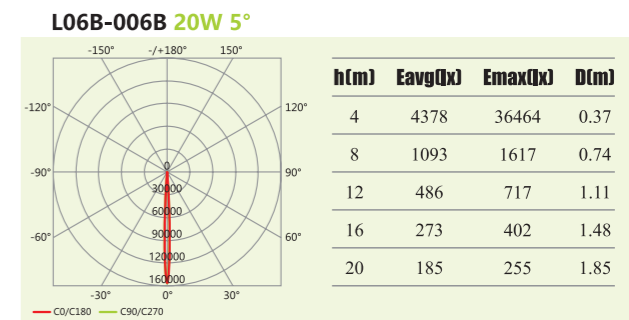
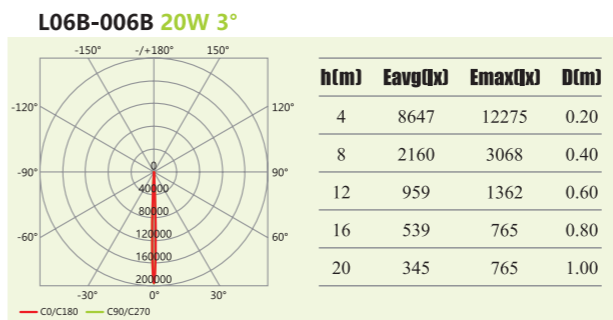
Rated Power	Input Voltage	LED Quantity	Luminous Flux	Optical Angle	Net Weight	Lamp Size	Gross Weight/Packing Size
60 W	AC 220V	18 pcs	6198 lm	7°/15°/25°/40°/60°	3.3 kg	Φ190×265mm	3.7kg/320×285×240mm(1pcs/box) 14.4kg/500×450×330mm(4pcs/box)

# 精灵 II LED照树灯 L06B-B



- 灯具采用一体化压铸工艺，采用低铜耐腐蚀铝合金材料，表面室外静电喷塑工艺，抗户外环境聚酯塑粉；  
ADC12 low cuprum die-cast aluminum with anti-UV powder coating;
- 灯具光源设计多重防眩光技术方案，有效控制视觉眩光及溢散光；  
Multi-anti glare design, efficient control glare;
- 灯具内置辐射整体散热，外表面光洁表面自洁不粘灰，表面光滑，自洁涂层，持久光鲜亮丽；  
Built-in heat sinker, provides smooth surface and slim appearance;
- 高强度马蹄齿，支架自锁结构固定，预防外力滑动；  
High strength horseshoe gear with supporter self-locker offers stable body;
- 内置隐藏式线路结构，灯具无外露线，安全美观可靠。  
Hidden junction provides nice appearance and more safty;
- 防护等级达到IP66; 采用5MM钢化玻璃，抗冲击等级达到IK08;  
IP66 and IK08 protection;
- 选用高等级进口大功率光源，高光效输出及呈现优异的光效果。  
Osram or philips chip with high efficiency;
- 可加载多种配件，变换多端。适合园林，建筑多场合应用。  
Optional accessories apply to park, garden, plaza, building facade etc

	AU1	AU2	AU3	AU4	AU5	AU6	AU7	AU8	AU9	AU10	AU11	AU12	AU13	AU14	AU15	
<b>L06B-A</b> Φ190	●	●	●	●	●	●	●	●	●	●	●	●	●	●	●	×
<b>L06B-B</b> Φ160	●	●	●	×	●	●	●	●	●	●	●	●	●	●	●	×
<b>L06B-C</b> Φ260	●	●	●	●	●	●	●	●	●	●	●	●	●	●	●	●
<b>L06B-D</b> Φ135	●	×	●	×	●	●	●	●	●	●	●	●	●	●	●	×
<b>L06B-E</b> 370*210	×	×	×	×	×	×	×	×	●	×	●	×	×	●	×	



## L06B-004BP4.0L

	Rated Power	Input Voltage	LED Quantity	Luminous Flux	Optical Angle	Net Weight	Lamp Size	Gross Weight/Packing Size
3000/4000K	40W	AC 220V	4 pcs	1798 lm	15°/25°/40°/60°	2.9 kg	Φ160×245mm	3.1kg/320×210×230mm(1pcs/box) 12.5kg/380×380×330mm(4pcs/box)

## L06B-006BP3.3L

	Rated Power	Input Voltage	LED Quantity	Luminous Flux	Optical Angle	Net Weight	Lamp Size	Gross Weight/Packing Size
3000/4000K	20 W	AC 220V	6 pcs	1743 lm	3°/5°	2.7 kg	Φ160×245mm	2.9kg/320×210×230mm(1pcs/box) 12.5kg/380×380×330mm(4pcs/box)
				2099 lm	7°/15°/25°/40°/60°			

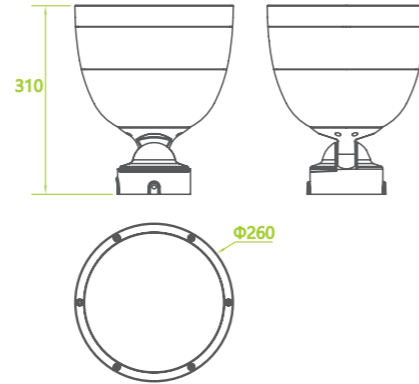
## L06B-009BP3.3L

	Rated Power	Input Voltage	LED Quantity	Luminous Flux	Optical Angle	Net Weight	Lamp Size	Gross Weight/Packing Size
3000/4000K	30 W	AC 220V	9 pcs	3100 lm	7°/15°/25°/40°/60°	2.8 kg	Φ160×245mm	3.0kg/320×210×230mm(1pcs/box) 12.1kg/380×380×330mm(4pcs/box)

## L06B-012BP3.3L

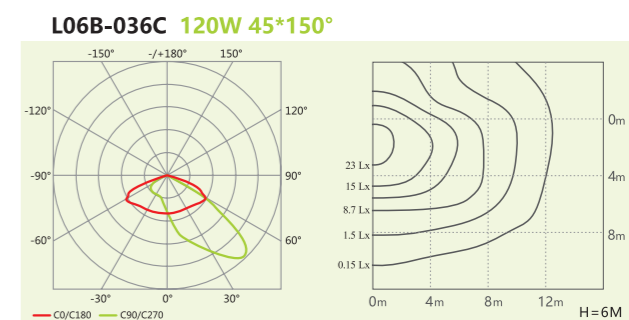
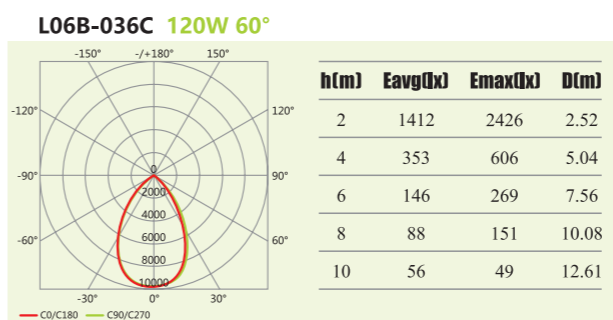
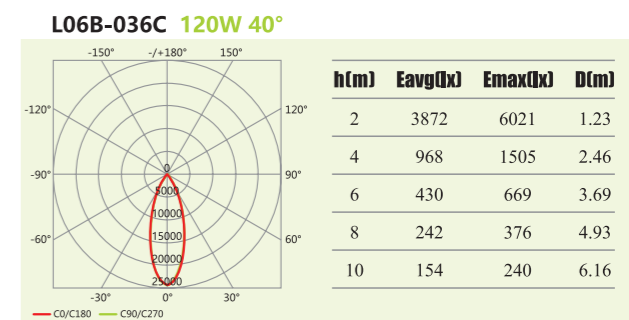
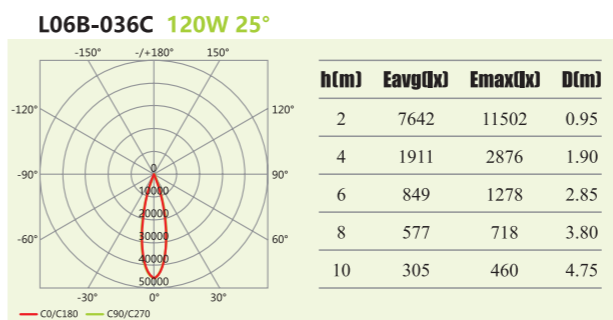
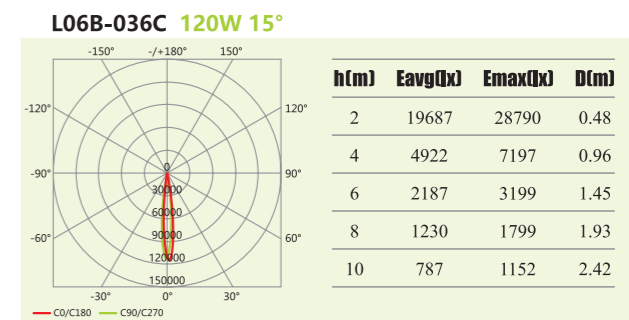
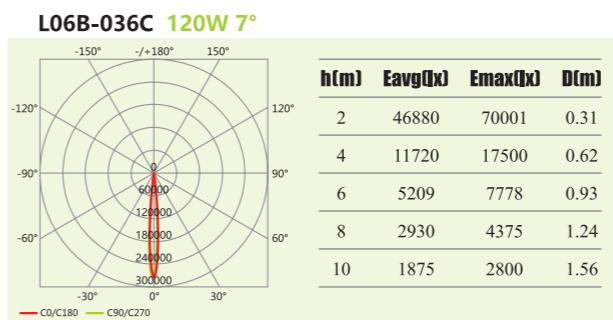
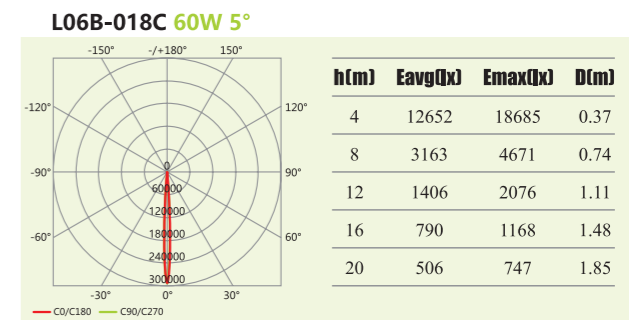
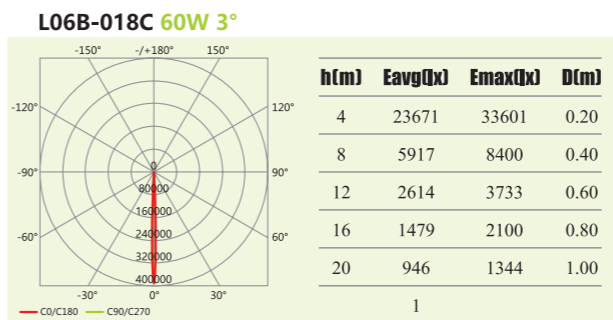
	Rated Power	Input Voltage	LED Quantity	Luminous Flux	Optical Angle	Net Weight	Lamp Size	Gross Weight/Packing Size
3000/4000K	40 W	AC 220V	12 pcs	3986 lm	7°/15°/25°/40°/60°	2.9 kg	Φ160×245mm	3.1kg/320×210×230mm(1pcs/box) 12.5kg/380×380×330mm(4pcs/box)

# 精灵 II LED照树灯 L06B-C



- 灯具采用一体化压铸工艺，采用低铜耐腐蚀铝合金材料，表面室外静电喷塑工艺，抗户外环境聚酯塑粉；  
ADC12 low cuprum die-cast aluminum with anti-UV powder coating;
- 灯具光源设计多重防眩光技术方案，有效控制视觉眩光及溢散光；  
Multi-anti glare design, efficient control glare;
- 灯具内置辐射整体散热，外表面光洁表面自洁不粘灰，表面光滑，自洁涂层，持久光鲜亮丽；  
Built-in heat sinker, provides smooth surface and slim appearance;
- 高强度马蹄齿，支架自锁结构固定，预防外力滑动；  
High strength horseshoe gear with supporter self-locker offers stable body;
- 内置隐藏式线路结构，灯具无外露线，安全美观可靠。  
Hidden junction provides nice appearance and more safty;
- 防护等级达到IP66；采用5MM钢化玻璃，抗冲击等级达到IK08；  
IP66 and IK08 protection;
- 选用高等级进口大功率光源，高光效输出及呈现优异的光效果。  
Osram or philips chip with high efficiency;
- 可加载多种配件，变换多端。适合园林，建筑多场合应用。  
Optional accessories apply to park, garden, plaza, building facade etc

	AU1	AU2	AU3	AU4	AU5	AU6	AU7	AU8	AU9	AU10	AU11	AU12	AU13	AU14	AU15	
<b>L06B-A</b> Φ190	●	●	●	●	●	●	●	●	●	●	●	●	●	●	●	×
<b>L06B-B</b> Φ160	●	●	●	×	●	●	●	●	●	●	●	●	●	●	●	×
<b>L06B-C</b> Φ260	●	●	●	●	●	●	●	●	●	●	●	●	●	●	●	●
<b>L06B-D</b> Φ135	●	×	●	×	●	●	●	●	●	●	●	●	●	●	●	×
<b>L06B-E</b> 370*210	×	×	×	×	×	×	×	×	●	×	●	×	×	●	×	



## L06B-012CP4.0L

Rated Power	Input Voltage	LED Quantity	Luminous Flux	Optical Angle	Net Weight	Lamp Size	Gross Weight/Packing Size
120 W	AC 220V	12 pcs	5758 lm	15°/25°/40°/60°	6.9 kg	Φ260×310mm	7.6kg/380×330×280mm(1pcs/box)

## L06B-018CP3.3L

Rated Power	Input Voltage	LED Quantity	Luminous Flux	Optical Angle	Net Weight	Lamp Size	Gross Weight/Packing Size
60 W	AC 220V	18 pcs	5036 lm	3°/5°	6.9 kg	Φ260×310mm	7.6kg/380×330×280mm(1pcs/box)

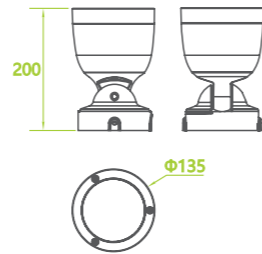
## L06B-024CP3.3L

Rated Power	Input Voltage	LED Quantity	Luminous Flux	Optical Angle	Net Weight	Lamp Size	Gross Weight/Packing Size
80 W	AC 220V	24 pcs	7992 lm	7°/15°/25°/40°/60°	6.8 kg	Φ260×310mm	7.5kg/380×330×280mm(1pcs/box)

## L06B-036CP2.6L/3.3L

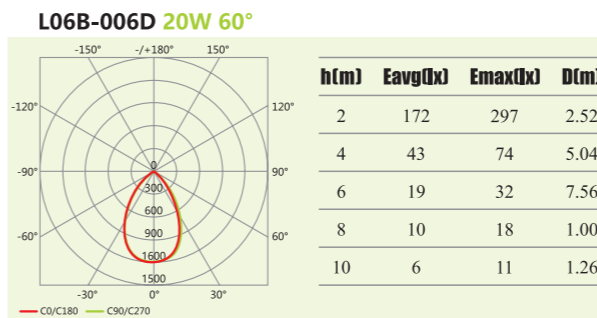
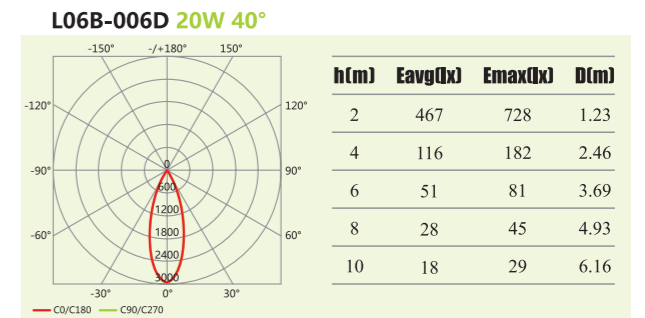
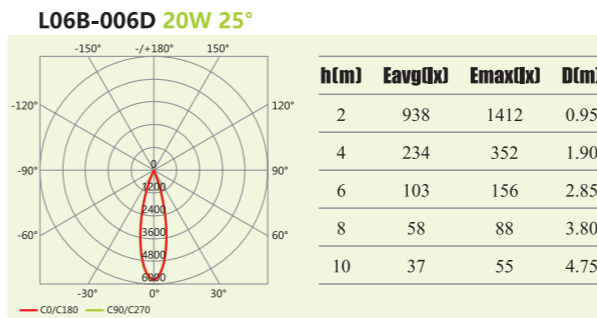
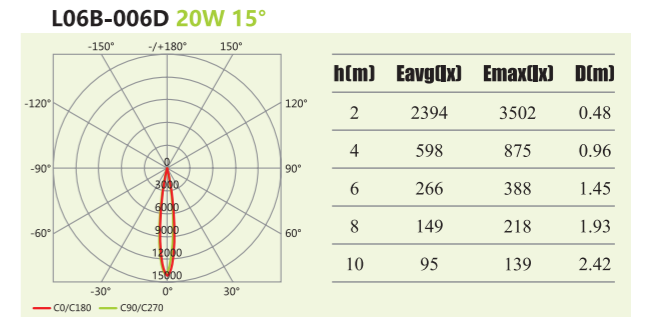
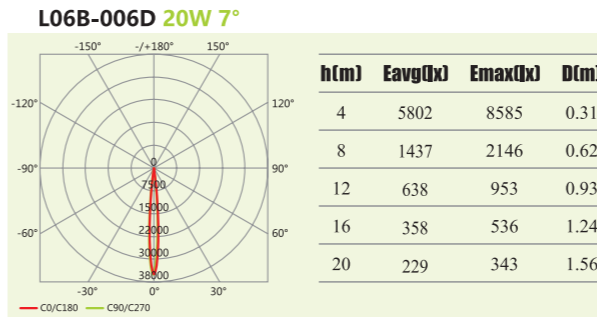
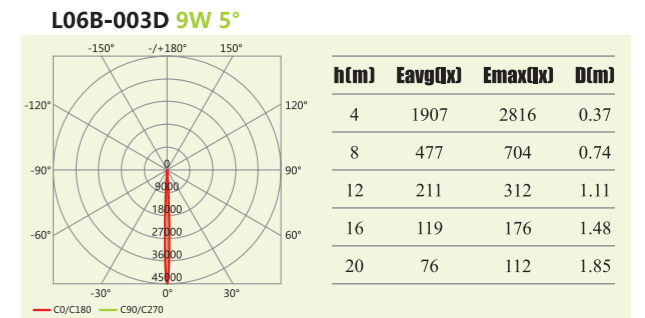
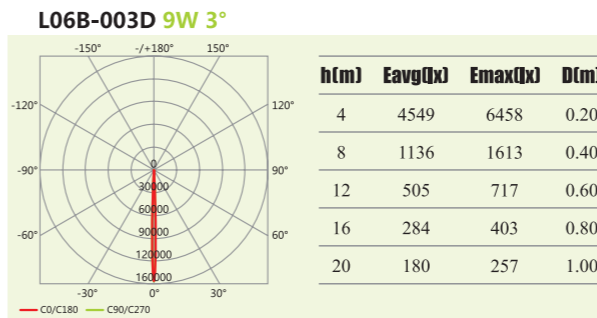
Rated Power	Input Voltage	LED Quantity	Luminous Flux	Optical Angle	Net Weight	Lamp Size	Gross Weight/Packing Size
100W	AC 220V	36 pcs	10847 lm	7°/15°/25°/40°/60°	6.9 kg	Φ260×310mm	7.6kg/380×330×280mm(1pcs/box)
120W			12396 lm				

精灵 II LED照树灯 L06B-D



- 灯具采用一体化压铸工艺，采用低铜耐腐蚀铝合金材料，表面室外静电喷塑工艺，抗户外环境聚酯塑粉；  
ADC12 low cuprum die-cast aluminum with anti-UV powder coating;
- 灯具光源设计多重防眩光技术方案，有效控制视觉眩光及溢散光；  
Multi-anti glare design, efficient control glare;
- 灯具内置辐射整体散热，外表面光洁表面自洁不粘灰，表面光滑，自洁涂层，持久光鲜亮丽；  
Built-in heat sinker, provides smooth surface and slim appearance;
- 高强度马蹄齿，支架自锁结构固定，预防外力滑动；  
High strength horseshoe gear with supporter self-locker offers stable body;
- 内置隐藏式线路结构，灯具无外露线，安全美观可靠。  
Hidden junction provides nice appearance and more safty;
- 防护等级达到IP66；采用5MM钢化玻璃，抗冲击等级达到IK08；  
IP66 and IK08 protection;
- 选用高等级进口大功率光源，高光效输出及呈现优异的光效果。  
Osram or philips chip with high efficiency;
- 可加载多种配件，变换多端。适合园林，建筑多场合应用。  
Optional accessories apply to park, garden, plaza, building facade etc

	AU1	AU2	AU3	AU4	AU5	AU6	AU7	AU8	AU9	AU10	AU11	AU12	AU13	AU14	AU15	
L06B-A Φ190	●	●	●	●	●	●	●	●	●	●	●	●	●	●	●	×
L06B-B Φ160	●	●	●	×	●	●	●	●	●	●	●	●	●	●	●	×
L06B-C Φ260	●	●	●	●	●	●	●	●	●	●	●	●	●	●	●	●
L06B-D Φ135	●	×	●	×	●	●	●	●	●	●	●	●	●	●	●	×
L06B-E 370*210	×	×	×	×	×	×	×	×	●	×	●	×	×	●	×	



**L06B-003DP4.0L**

Rated Power	Input Voltage	LED Quantity	Luminous Flux	Optical Angle	Net Weight	Lamp Size	Gross Weight/Packing Size
25 W	DC 24V	3 pcs	1246 lm	15°/25°/40°/60°	2.1 kg	Φ135×200mm	2.4kg/285×215×175mm(1pcs/box) 9.6kg/380×330×280mm(4pcs/box)

**L06B-003DP2.2L**

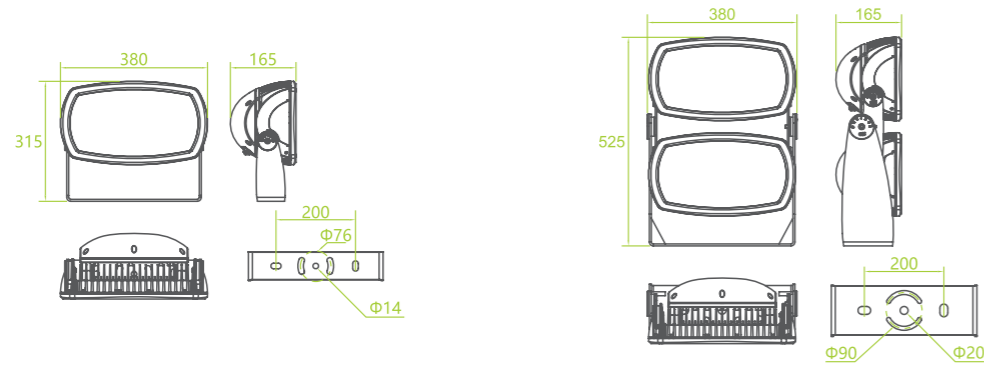
Rated Power	Input Voltage	LED Quantity	Luminous Flux	Optical Angle	Net Weight	Lamp Size	Gross Weight/Packing Size
8 W	AC 220V	3 pcs	927 lm	3°/5°	1.9 kg	Φ135×200mm	2.2kg/285×215×175mm(1pcs/box) 8.4kg/380×330×280mm(4pcs/box)

**L06B-006DP3.3L**

Rated Power	Input Voltage	LED Quantity	Luminous Flux	Optical Angle	Net Weight	Lamp Size	Gross Weight/Packing Size
20W	AC 220V	6 pcs	1925 lm	7°/15°/25°/40°/60°	2.0 kg	Φ135×200mm	2.3kg/285×215×175mm(1pcs/box) 8.8kg/380×330×280mm(4pcs/box)

# 精灵 II L06B-E

LED 照树灯



	AU1	AU2	AU3	AU4	AU5	AU6	AU7	AU8	AU9	AU10	AU11	AU12	AU13	AU14	AU15	
<b>L06B-A</b> Φ190	●	●	●	●	●	●	●	●	●	●	●	●	●	●	●	×
<b>L06B-B</b> Φ160	●	●	●	×	●	●	●	●	●	●	●	●	●	●	●	×
<b>L06B-C</b> Φ260	●	●	●	●	●	●	●	●	●	●	●	●	●	●	●	●
<b>L06B-D</b> Φ135	●	×	●	×	●	●	●	●	●	●	●	●	●	●	●	×
<b>L06B-E</b> 370*210	×	×	×	×	×	×	×	×	●	×	●	×	×	●	×	

## L06B-024EP4.0L

Rated Power	Input Voltage	LED Quantity	Luminous Flux	Optical Angle	Net Weight	Lamp Size	Gross Weight/Packing Size
200 W	AC 220V	24 pcs	9869 lm	15°/25°/40°/60°	9.4 kg	380×315×165mm	10.6kg/440×285×225mm(1pcs/box)

## L06B-036EP3.3L

Rated Power	Input Voltage	LED Quantity	Luminous Flux	Optical Angle	Net Weight	Lamp Size	Gross Weight/Packing Size
120 W	AC 220V	36 pcs	10072 lm	3°/5°	9.0 kg	380×315×165mm	10.2kg/440×285×225mm(1pcs/box)

## L06B-060EP2.2L/3.3L

Rated Power	Input Voltage	LED Quantity	Luminous Flux	Optical Angle	Net Weight	Lamp Size	Gross Weight/Packing Size
150 W	AC 220V	60 pcs	16510 lm	7°/15°/25°/40°/60°	9.0 kg	380×315×165mm	10.2kg/440×285×225mm(1pcs/box)
180 W			18821 lm				

## L06B-072EP3.3L

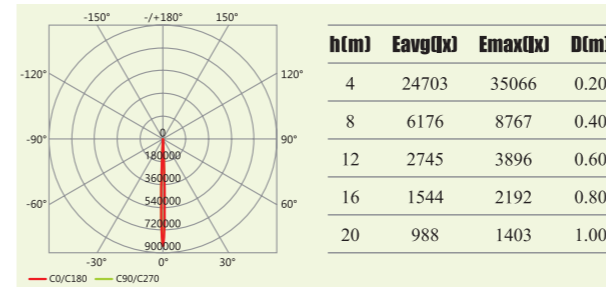
Rated Power	Input Voltage	LED Quantity	Luminous Flux	Optical Angle	Net Weight	Lamp Size	Gross Weight/Packing Size
200 W	AC 220V	72pcs	19980 lm	7°/15°/25°/40°/60°	9.1 kg	380×315×165mm	10.3kg/440×285×225mm(1pcs/box)

## L06B-144E 双头组合 Double

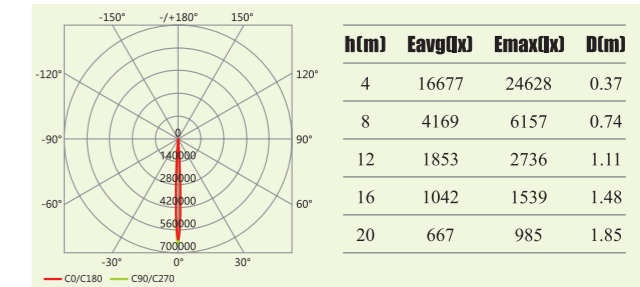
Rated Power	Input Voltage	LED Quantity	Luminous Flux	Optical Angle	Net Weight	Lamp Size	Gross Weight/Packing Size
400 W	AC 220V	144pcs	39960 lm	7°/15°/25°/40°/60°	20.2 kg	525×380×165mm	21.8kg/580×440×250mm(1pcs/box)



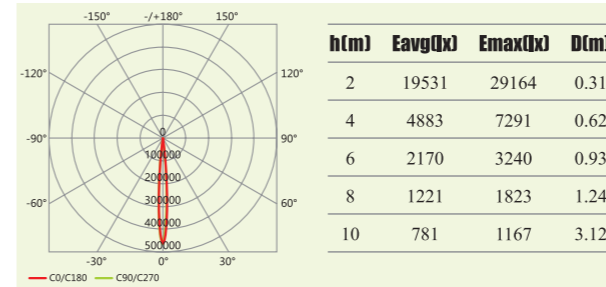
## L06B-036E 120W 3°



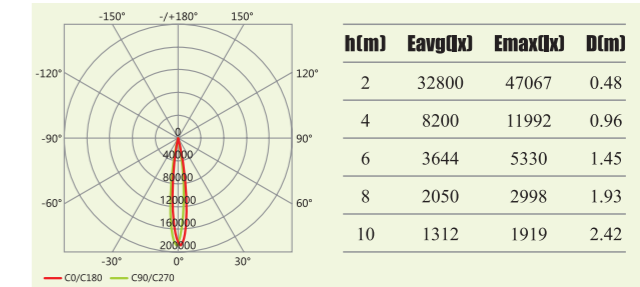
## L06B-036E 120W 5°



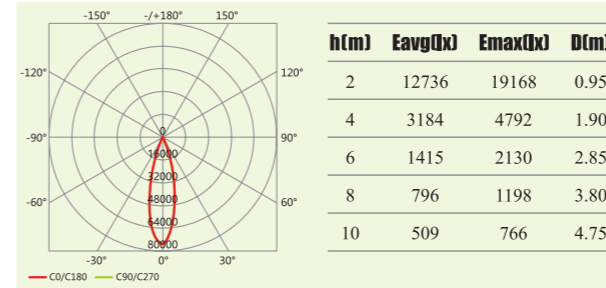
## L06B-072E 200W 7°



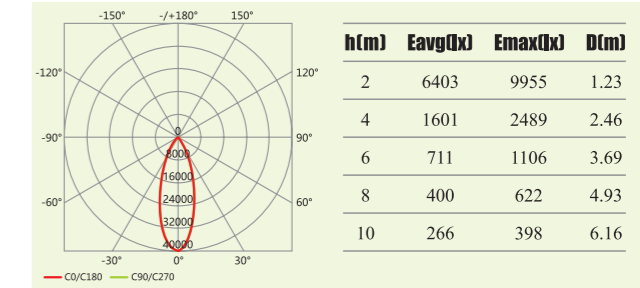
## L06B-072E 200W 15°



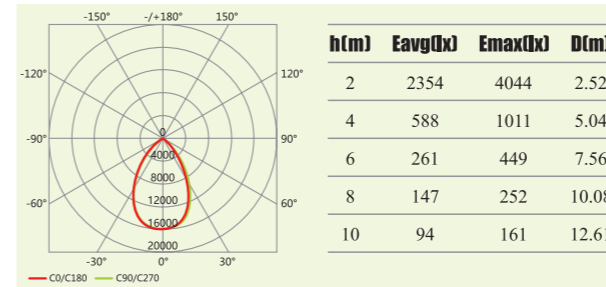
## L06B-072E 200W 25°



## L06B-072E 200W 40°



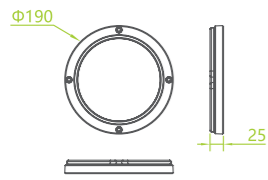
## L06B-072E 200W 60°



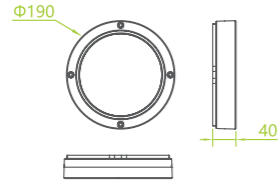
# L06B-A



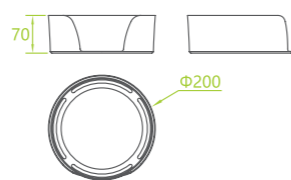
**L06B-018A-001** 标准盖  
Standard Cover



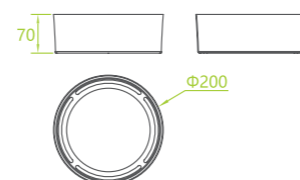
**L06B-018A-002** 深筒防眩盖  
High cover(anti-glare)



**L06B-018A-050** 旋转遮光罩(缺口)  
Rotatable diffuser



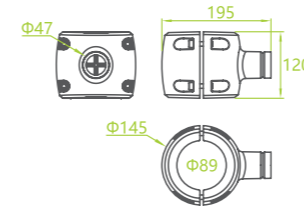
**L06B-018A-037** 旋转遮光罩  
Rotatable diffuser



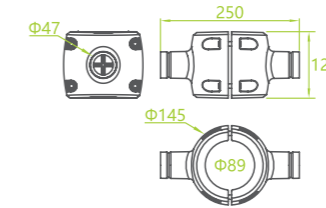
# AU5/AT5



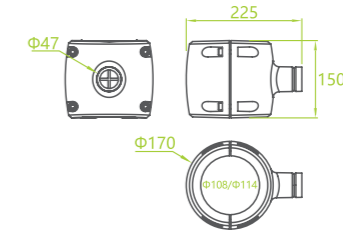
**L06A-018A-052** 89单头抱箍  
Φ89 Single-end holder



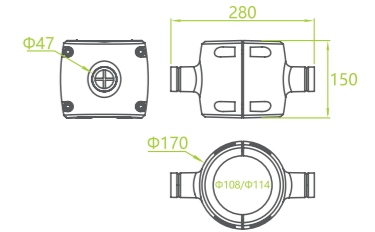
**L06A-018A-053** 89双头抱箍  
Φ89 Double-ended holder



**L06A-036C-025** 108单头抱箍  
**L06A-036C-026** 114单头抱箍  
Φ108 / 114 Single-end holder



**L06A-036C-027** 108双头抱箍  
**L06A-036C-028** 114双头抱箍  
Φ108 / 114 Double-end holder

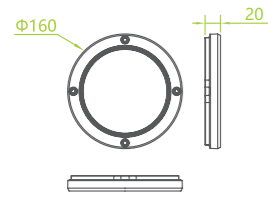


# 精灵系列配件 Accessory

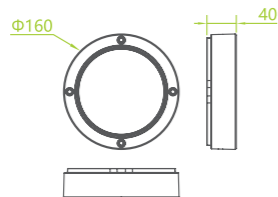
# L06B-B



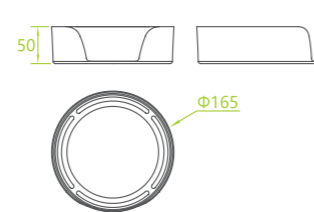
**L06B-009B-001** 标准盖  
Standard Cover



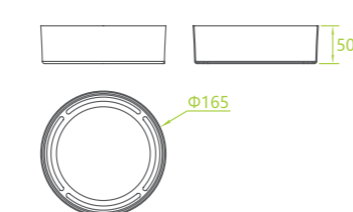
**L06B-009B-002** 深筒防眩盖  
High cover(anti-glare)



**L06B-009B-046** 旋转遮光罩(缺口)  
Rotatable diffuser



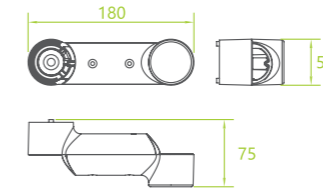
**L06B-009B-037** 旋转遮光罩  
Rotatable diffuser



# L06B-B/D



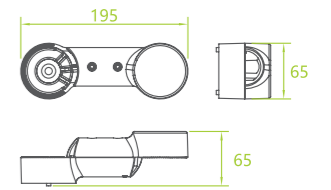
**L06B-009B-045** 延长支架  
Extension supporter



# L06B-A/C



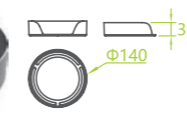
**L06B-018A-022** 延长支架  
Extension supporter



# L06B-D



**L06B-006D-023** 旋转遮光罩(缺口)  
Rotatable diffuser



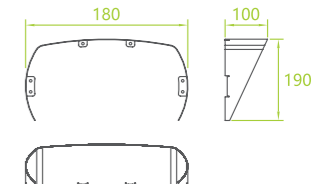
**L06B-006D-022** 旋转遮光罩  
Rotatable diffuser



# L06B-E



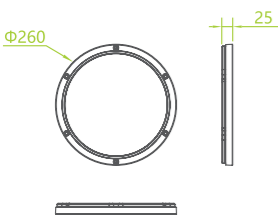
**L06B-072E-012** 遮光罩  
Diffuser



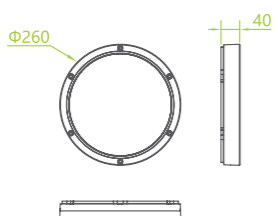
# L06B-C



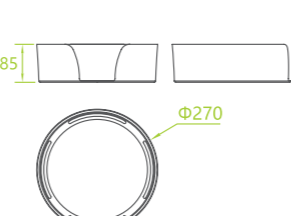
**L06B-036C-001** 标准盖  
Standard Cover



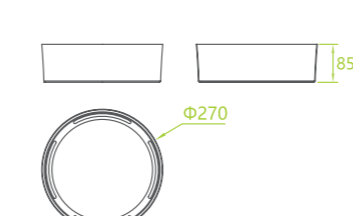
**L06B-036C-005** 深筒防眩盖  
High cover(anti-glare)



**L06B-036C-031** 旋转遮光罩(缺口)  
Rotatable diffuser



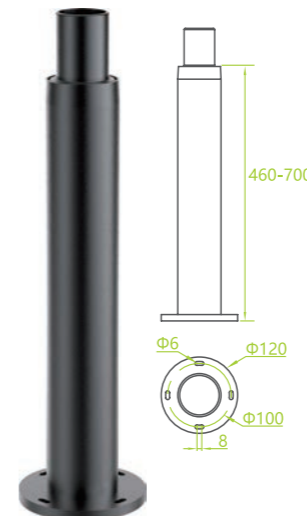

**L06B-036C-026** 旋转遮光罩  
Rotatable diffuser



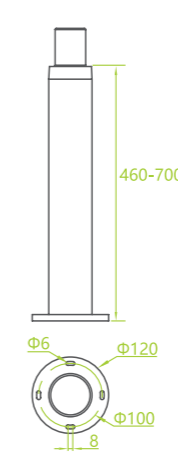
# AU3/AT3



**L06B-036C-013** 灯杆  
Pole



**L06B-036C-014** 伸缩杆  
Telescope pole



# AU1/AT1



**L06B-009B-039** 地插400  
Spike 400mm



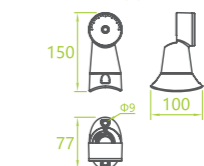
**L06B-009B-044** 地插600  
Spike 600mm



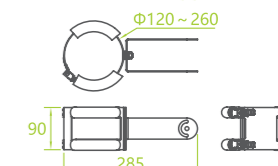
# AU8



**L06B-012B-033** AU8支架  
AU8 Supporter



**L06A-018A-059** AU6支架  
AU6 Supporter



# AU6/AT6



# STAR

LED 庭院燈 星辰





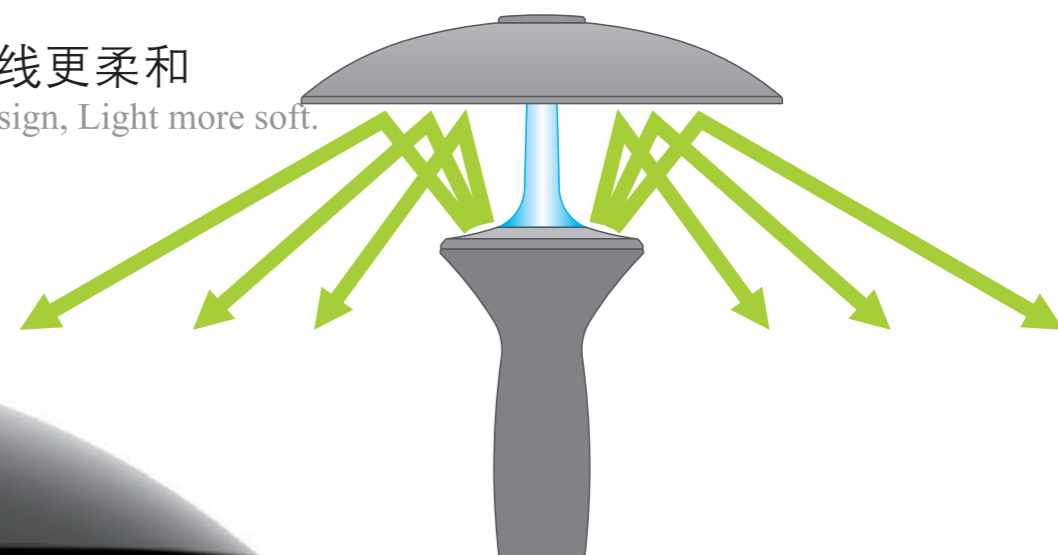
# STAR

LED 庭院灯 星辰

★ 光洁表面自洁不粘灰  
Smooth surface without dust



★ 漫反射光线更柔和  
Reflection design, Light more soft.



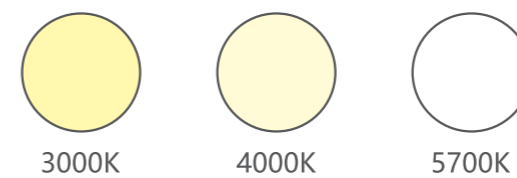
★ 可加载行人感应模组  
Can be installed Pedestrian induction module.



★ 可加载驱虫功能  
Can be installed mosquitoes repel module.



★ 多种光色配置  
Multiple color temperature options.



**STAR**  
LED 庭院灯 星辰

**L07A-A**

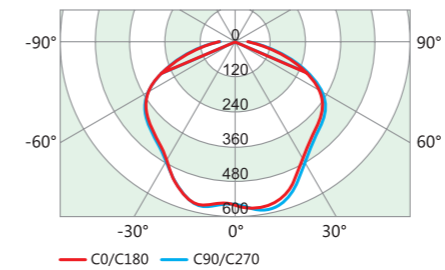
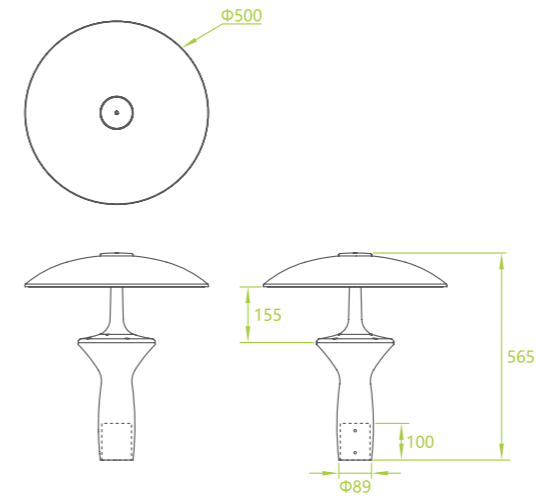
IP66 IK08 CE



**A型**

应用于城市慢车道、窄车道、居民小区、旅游景区，公园、广场等公共场所。

Used for urban slow lane, narrow lane, residential area, tourist attractions, parks, squares etc public places.



**L07A-048AP0.5M**

	Rated Power	Input Voltage	Optical Angle	Luminous Flux	Instl Tube	Net Weight	Lamp Size	Packing Size/Gross Weight
3000/4000/5700K ● ● ○	30 W	AC180~270V	135°×135°	1988/1988/2014lm	Φ60/76	5.9 kg	500×500×565mm	8.0kg/555×555×630mm(1 pcs/box)

**L07A-054AP0.5M**

	Rated Power	Input Voltage	Optical Angle	Luminous Flux	Instl Tube	Net Weight	Lamp Size	Packing Size/Gross Weight
3000/4000/5700K+BLUE ● ● ○	30 W	AC180~270V	135°×135°	1988/1988/2014lm	Φ60/76	5.9 kg	500×500×565mm	8.0kg/555×555×630mm(1 pcs/box)

**L07A-048AP1.1M**

	Rated Power	Input Voltage	Optical Angle	Luminous Flux	Instl Tube	Net Weight	Lamp Size	Packing Size/Gross Weight
3000/4000/5700K ● ● ○	60 W	AC180~270V	135°×135°	3824/3824/3874lm	Φ60/76	6.0 kg	500×500×565mm	8.1kg/555×555×630mm(1 pcs/box)

**L07A-054AP1.1M**

	Rated Power	Input Voltage	Optical Angle	Luminous Flux	Instl Tube	Net Weight	Lamp Size	Packing Size/Gross Weight
3000/4000/5700K+BLUE ● ● ○	60 W	AC180~270V	135°×135°	3824/3824/3874lm	Φ60/76	6.0 kg	500×500×565mm	8.1kg/555×555×630mm(1 pcs/box)

**STAR**  
LED 庭院灯 星辰

# L07A-B

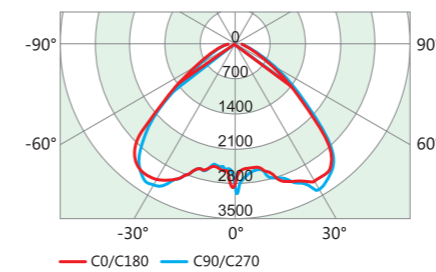
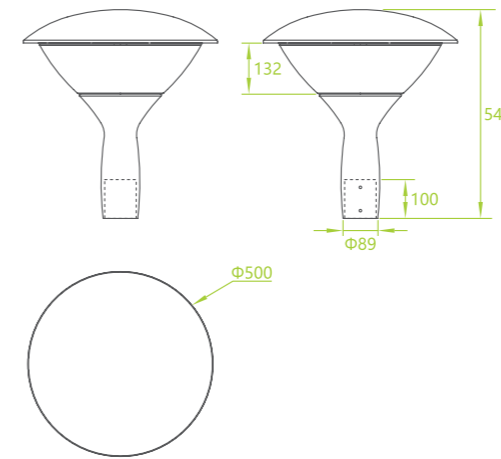
IP66 IK08 CE CRI>70



## B型

应用于城市慢车道、窄车道、居民小区、旅游景区，公园、广场等公共场所。  
Used for urban slow lane, narrow lane, residential area, tourist attractions, parks, squares etc public places.

可选功能模组：人体感应模组、驱虫模组。  
Can be chosen: \*Mosquitoes repel module  
\*Pedestrian induction module



### L07A-048BP0.5M

	Rated Power	Input Voltage	Optical Angle	Luminous Flux	Instl Tube	Net Weight	Lamp Size	Packing Size/Gross Weight
3000/4000/5700K ● ● ○	30 W	AC180~270V	105°×105°	3005/3005/3098lm	Φ60/76	7.6 kg	500×500×540mm	10.1kg/555×555×630mm(1pcs/box)

### L07A-072BP0.8M

	Rated Power	Input Voltage	Optical Angle	Luminous Flux	Instl Tube	Net Weight	Lamp Size	Packing Size/Gross Weight
3000/4000/5700K ● ● ○	60 W	AC180~270V	105°×105°	5825/5825/6008lm	Φ60/76	7.7 kg	500×500×540mm	10.2kg/555×555×630mm(1pcs/box)

### L07A-096BP0.8M

	Rated Power	Input Voltage	Optical Angle	Luminous Flux	Instl Tube	Net Weight	Lamp Size	Packing Size/Gross Weight
3000/4000/5700K ● ● ○	85 W	AC180~270V	105°×105°	8348/8348/8608lm	Φ60/76	8.0 kg	500×500×540mm	10.5kg/555×555×630mm(1pcs/box)

**STAR**  
LED 庭院灯 星辰

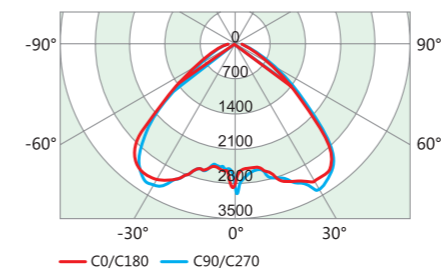
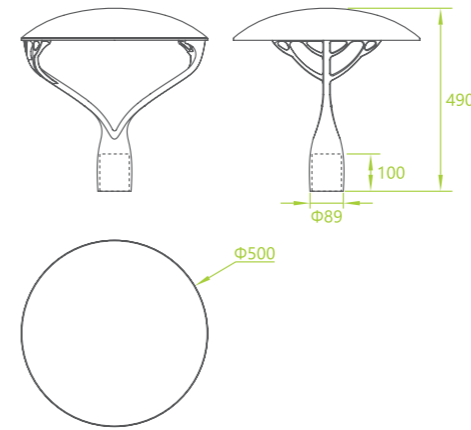
**L07A-C**  
IP66 IK08 CE CRI>70



**C型**

应用于城市慢车道、窄车道、居民小区、旅游景区，公园、广场等公共场所。

Used for urban slow lane, narrow lane, residential area, tourist attractions, parks, squares etc public places.



**L07A-048CP0.5M**

	Rated Power	Input Voltage	Optical Angle	Luminous Flux	Instl Tube	Net Weight	Lamp Size	Packing Size/Gross Weight
3000/4000/5700K ● ● ○	30 W	AC180~270V	105×105°	3185/3185/3285lm	Φ60/76	8.2 kg	500×500×490mm	10.2kg/555×555×560mm(1pcs/box)

**L07A-072CP0.8M**

	Rated Power	Input Voltage	Optical Angle	Luminous Flux	Instl Tube	Net Weight	Lamp Size	Packing Size/Gross Weight
3000/4000/5700K ● ● ○	60 W	AC180~270V	105×105°	6185/6185/6378lm	Φ60/76	8.6 kg	500×500×490mm	10.6kg/555×555×560mm(1pcs/box)

**L07A-096CP0.8M**

	Rated Power	Input Voltage	Optical Angle	Luminous Flux	Instl Tube	Net Weight	Lamp Size	Packing Size/Gross Weight
3000/4000/5700K ● ● ○	85 W	AC180~270V	105×105°	8850/8850/9125lm	Φ60/76	8.8 kg	500×500×490mm	10.8kg/555×555×560mm(1pcs/box)

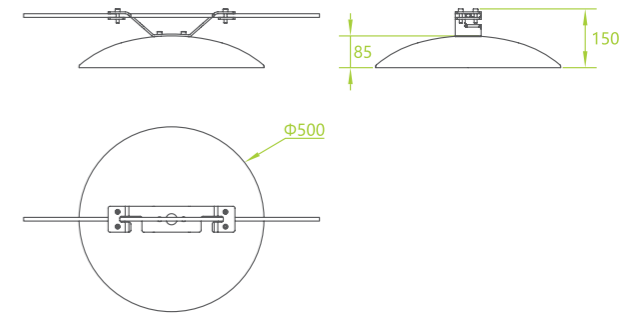
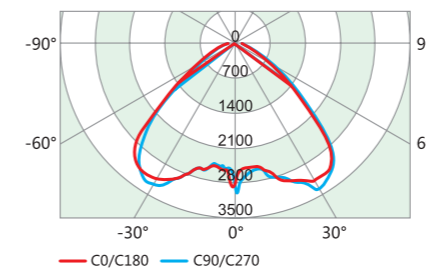
**STAR**  
LED 庭院灯 星辰

**L07A-D**  
IP66 IK08 CE CRI>70



**D**型

应用于城市慢车道、窄车道、居民小区、旅游景区，公园、广场等公共场所。  
Used for urban slow lane, narrow lane, residential area, tourist attractions, parks, squares etc public places.



**L07A-048DP0.5M**

	Rated Power	Input Voltage	Optical Angle	Luminous Flux	Instl Tube	Net Weight	Lamp Size	Packing Size/Gross Weight
3000/4000/5700K ● ● ○	30 W	AC180~270V	105°×105°	3365/3365/3472lm	Φ60/76	8.0 kg	500×500×150mm	9.7kg/555×555×360mm(1pcs/box)

**L07A-072DP0.8M**

	Rated Power	Input Voltage	Optical Angle	Luminous Flux	Instl Tube	Net Weight	Lamp Size	Packing Size/Gross Weight
3000/4000/5700K ● ● ○	60 W	AC180~270V	105°×105°	6545/6545/6748lm	Φ60/76	8.1 kg	500×500×150mm	9.8kg/555×555×360mm(1pcs/box)


**L07A-096DP0.8M**

	Rated Power	Input Voltage	Optical Angle	Luminous Flux	Instl Tube	Net Weight	Lamp Size	Packing Size/Gross Weight
3000/4000/5700K ● ● ○	85 W	AC180~270V	105°×105°	9355/9355/9645lm	Φ60/76	8.5 kg	500×500×150mm	10.2kg/555×555×360mm(1pcs/box)

**STAR**  
LED 庭院灯 星辰

**L07A-E**

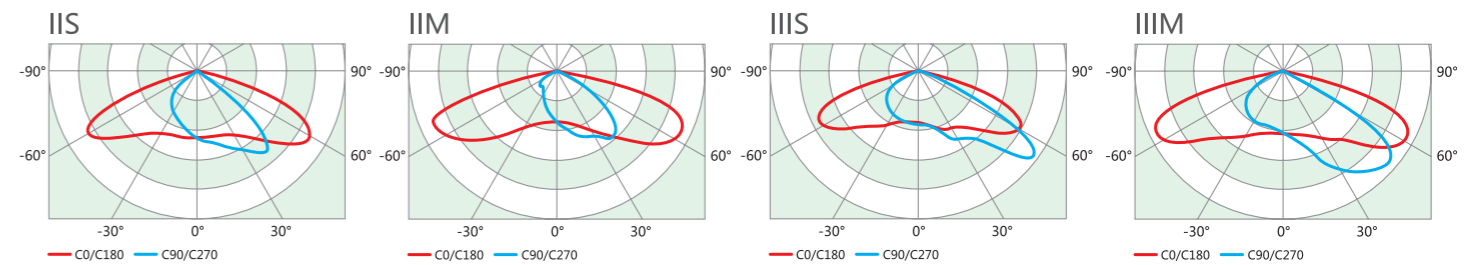
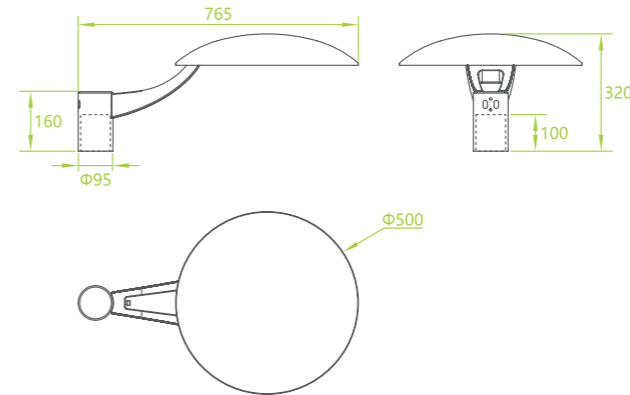
IP66 IK08 CE CRI>70



**E 型**

应用于城市慢车道、窄车道、居民小区、旅游景区，公园、广场等公共场所。

Used for urban slow lane, narrow lane, residential area, tourist attractions, parks, squares etc public places.



**L07A-036EP0.8M**

	Rated Power	Input Voltage	Optical Angle	Luminous Flux	Instl Tube	Net Weight	Lamp Size	Packing Size/Gross Weight
3000/4000/5700K ● ● ○	30 W	AC180~270V	IIS/IIM/IIS/IIM	3416/3416/3583lm	Φ60/76	7.7 kg	765×500×320mm	10.0kg/555×555×300mm(1pcs/box)

**L07A-072EP0.8M**

	Rated Power	Input Voltage	Optical Angle	Luminous Flux	Instl Tube	Net Weight	Lamp Size	Packing Size/Gross Weight
3000/4000/5700K ● ● ○	60 W	AC180~270V	IIS/IIM/IIS/IIM	6933/6933/7272lm	Φ60/76	7.8 kg	765×500×320mm	10.1kg/555×555×300mm(1pcs/box)

**STAR**  
LED 庭院灯 星辰

# L07A-F

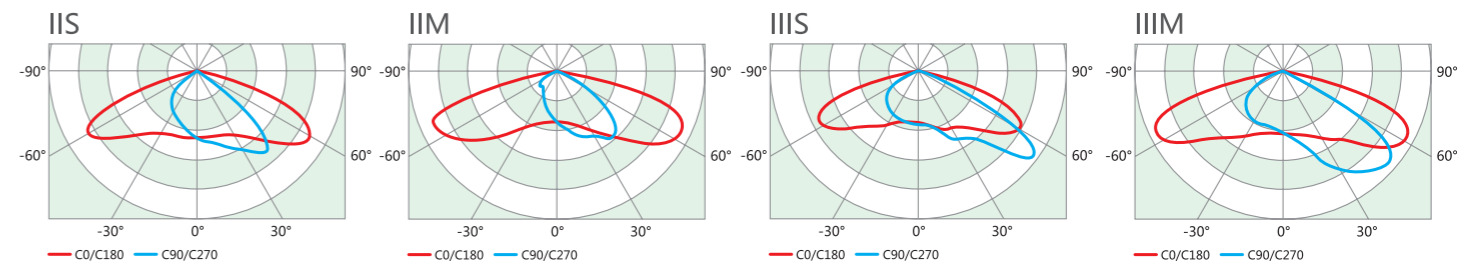
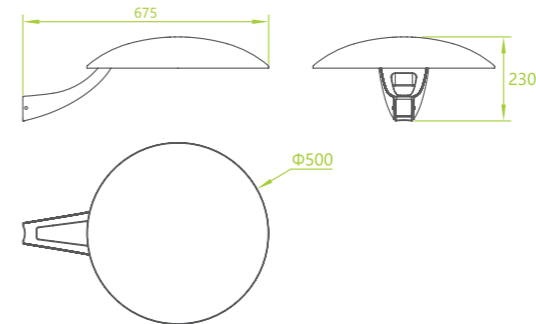

IP66 IK08 CE CRI>70



# F 型

应用于城市慢车道、窄车道、居民小区、旅游景区，公园、广场等公共场所。

Used for urban slow lane, narrow lane, residential area, tourist attractions, parks, squares etc public places.



## L07A-036FP0.8M

	Rated Power	Input Voltage	Optical Angle	Luminous Flux	Instl Tube	Net Weight	Lamp Size	Packing Size/Gross Weight
3000/4000/5700K ● ● ○	30 W	AC180~270V	IIS/IIM/IIS/IIM	3416/3416/3583lm	Φ60/76	6.5 kg	675×500×230mm	8.1kg/555×555×300mm(1pcs/box)

## L07A-072FP0.8M

	Rated Power	Input Voltage	Optical Angle	Luminous Flux	Instl Tube	Net Weight	Lamp Size	Packing Size/Gross Weight
3000/4000/5700K ● ● ○	60 W	AC180~270V	IIS/IIM/IIS/IIM	6933/6933/7272lm	Φ60/76	6.7 kg	675×500×230mm	8.3kg/555×555×300mm(1pcs/box)

**STAR**  
LED 庭院燈 星辰

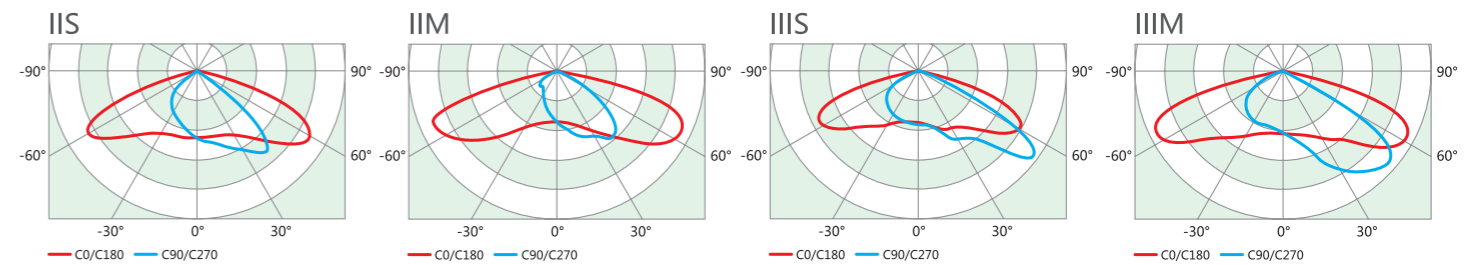
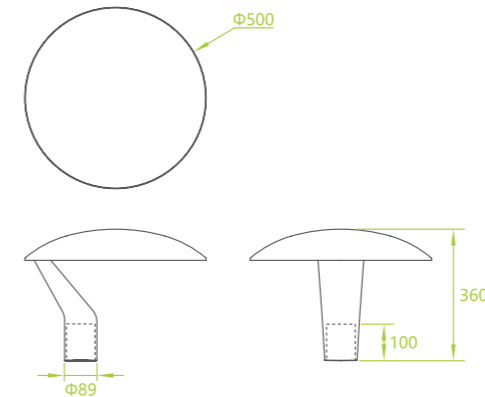
**L07A-G**  
IP66 IK08 CE CRI>70



**G型**

应用于城市慢车道、窄车道、居民小区、旅游景区，公园、广场等公共场所。

Used for urban slow lane, narrow lane, residential area, tourist attractions, parks, squares etc public places.



**L07A-036GP0.8M**

Rated Power	Input Voltage	Optical Angle	Luminous Flux	Instl Tube	Net Weight	Lamp Size	Packing Size/Gross Weight
30 W	AC180~270V	IIS/IIM/IIS/IIM	3416/3416/3583lm	Φ60/76	7.6 kg	500×500×360mm	9.3kg/555×555×440mm(1pcs/box)

**L07A-072GP0.8M**

Rated Power	Input Voltage	Optical Angle	Luminous Flux	Instl Tube	Net Weight	Lamp Size	Packing Size/Gross Weight
60 W	AC180~270V	IIS/IIM/IIS/IIM	6933/6933/7272lm	Φ60/76	7.8 kg	500×500×360mm	9.5kg/555×555×440mm(1pcs/box)





文旅夜游


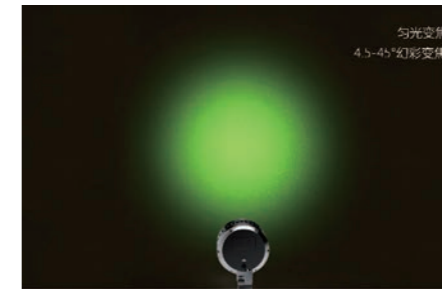
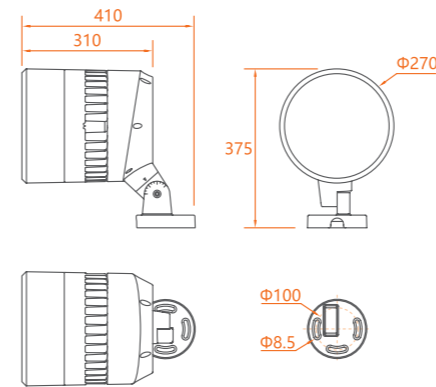
CULTURAL TOURISM NIGHT TOUR

# 幻境染色、变焦染色 L08A



幻影系列产品是结合染色变焦技术和钻石镜多面光学技术的微文旅照明产品。本产品可以实现灯光染色，变焦可在4.5°~45°区间自动变焦；幻镜可实现多种色彩抽象艺术形态的变化；本产品可应用于公园广场，建筑立面，景区道路，重点对象的渲染照明及染色。

Dreamlike products are micro-cultural travel lighting products that combine dye zoom technology, diamond mirror multi-face optical technology. This product can realize light dyeing, and the zoom can automatically zoom in the range of 4.5°~45°; the magic mirror can realize the change of a variety of color abstract art forms; this product can be used in parks, squares, and buildings.



	幻境染色	变焦染色
Product Model 产品型号	L08A-W07A	L08A-R07A
Input Voltage 输入电压	AC 220V	
Power 整灯功率	300W	240W
LED Life 光源寿命	30000H	
Color 色彩	可根据需求定制光色风格/Custom Color	
Dynamic pattern 动态图案	电机控制转动速度/The motor controls the speed of rotation	
Pattern ratio 图案比例	安装高度与图案大小1: 1/Installation height and picture size 1:1	
Control Mode 控制方式	DMX512	
Optical System 光学系统	采用高精度光学镜头，图案清晰、亮度高/High precision lens, clear picture, high LM	
DMX Channel 通道	75通道/75CH	
Material 灯具材质	低铜耐腐蚀铝合金，表面静电喷塑工艺/aluminum alloy, Electrostatic spraying	
IP Rate 防护等级	IP66	
Size 包装尺寸	460x430x325mm(1pc/box)	
Weight 净毛重	13.3/14.6kg	

# 万花筒 L06B-W01A/C

IP66 IK08 CE



AU9 (落地)

AU8 (锥杆)

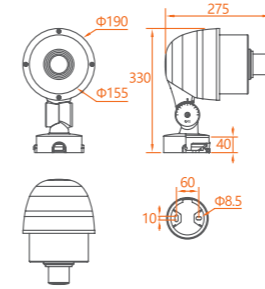
AU5 (等径杆)



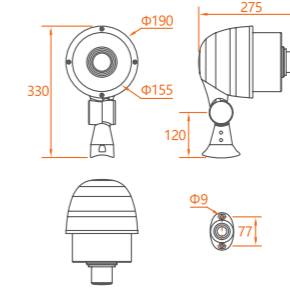
万花筒系列产品是采用钻石镜多面光学技术的微文旅照明产品。灯具可以实现多种色彩抽象艺术形态的变化；建议安装高度在2.5~4米效果最佳；本产品可应用于公园广场，建筑立面，景区道路。

kaleidoscope series products are micro-text travel lighting products using diamond mirror multi-face optical technology. This product can achieve a variety of color abstract art changes; recommended installation height 2.5~4m; this product can be applied to park squares, building facades, scenic roads.

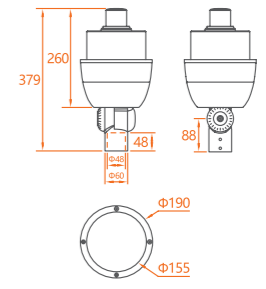
## L06B-A



AU9

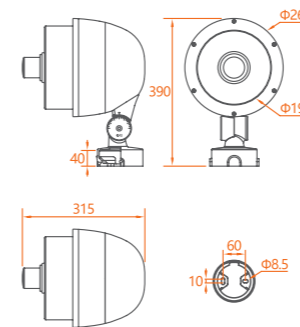


AU8

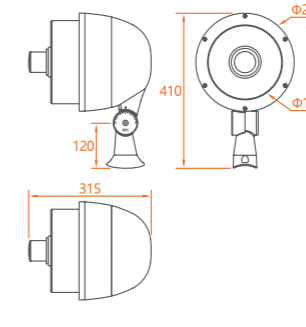


AU5

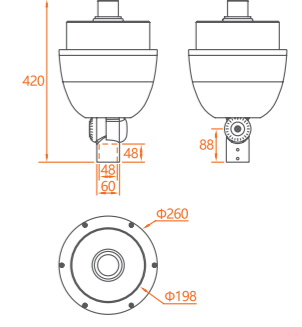
## L06B-C



AU9



AU8



AU5

	L06B-W01A	L06B-W01C
Input Voltage 输入电压	AC 220V	
Power 整灯功率	40W	80W
LED Life 光源寿命	30000H	
Color 色彩	可根据需求定制光色风格 / Custom Color	
Dynamic pattern 动态图案	电机控制转动速度 / The motor controls the speed of rotation	
Pattern ratio 图案比例	安装高度与图案大小1:1 / Installation height and picture size 1:1	
Control Mode 控制方式	DMX512	
Optical System 光学系统	采用高精度光学镜头，图案清晰、亮度高 / High precision lens, clear picture, high LM	
DMX Channel 通道	2通道/2CH	
Material 灯具材质	低铜耐腐蚀铝合金，表面静电喷涂工艺 / Aluminum alloy, Electrostatic spraying	
IP Rate 防护等级	IP66	
Size 包装尺寸	330×270×215mm(1pcs/box)	380×380×330mm(1pcs/box)
Weight 净毛重	4.9 / 6.1kg	7.5 / 8.3kg

# 流星灯 L06B-L01A


IP66 IK08 CE



AU9 (落地)

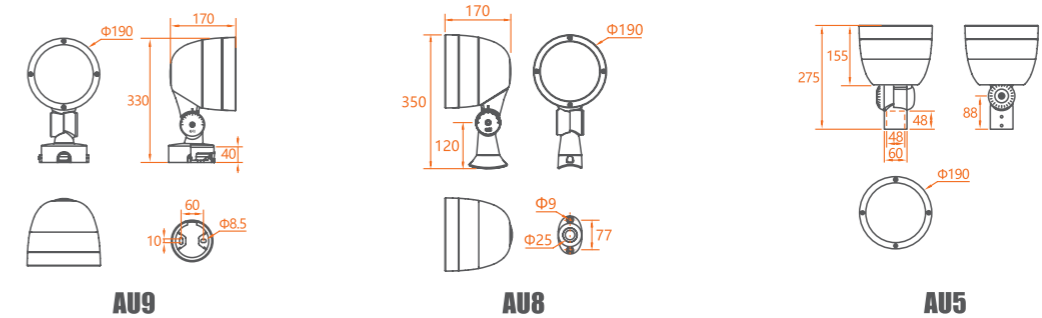
AU8 (锥杆)

AU5 (等径杆)



流星灯讲述的是夜晚的星空与地面的建筑及森林一样神秘,如顽童在青石板上任意摸刻,似在深蓝的天空划出银亮的线条,把短暂的闪耀变永恒。

The meteor light tells about the starry sky at night as mysterious as the buildings and forests on the ground. Like a urchin scribbling on the bluestone slab, like drawing a silver line in the dark blue sky, turning the short-lived sparkle into eternity.



## L06B-L01A

Technical characteristics 技术特性	稳定亮度高 / Stable and high brightness
Light source 光源类型	激光/Laser
Laser 激光	3W
Power 整灯功率	25W
Color 色彩	RGB / W
Voltage 电压	DC12V/AC220V 50/60Hz
Current 电流	2.1A/0.11A
Effect 单台效果	变色流星 / The color meteor
Angle 出光角度	60×120°
Power cable 电源线长	0.5m
Shell material 外壳材料	高导热铝 / Aluminum alloy
Energy saving grade 节能等级	6级/Level 6
Life 寿命	> 10000H
Work environment 工作环境	-20~+50°C
Projected area 投射面积	3-6米距离20到60m <sup>2</sup> /H3~6,S20~60m <sup>2</sup>
IP Rate 防护等级	IP66
Size 包装尺寸	320×285×240mm(1pcs/box)
Weight 净毛重	3.7 / 4.2kg



# 萤火虫灯 L06B-Y01A

IP66 IK08 CE



AU9 (落地)



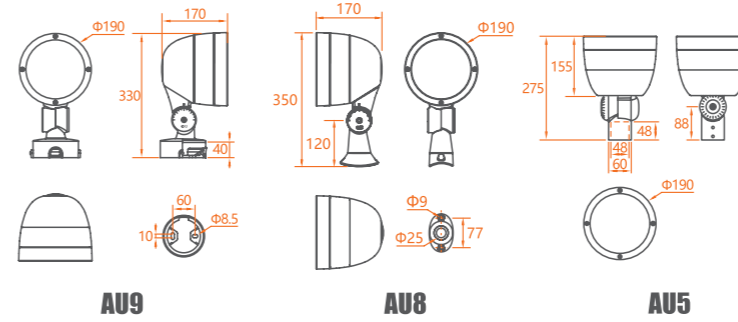
AU8 (锥杆)



AU5 (等径杆)

萤火虫灯呈现了在宁静的夏天,树丛中 和草坪里犹如繁星点缀,微风拂面,给人一丝丝夏夜的清凉与静谧。

The firefly lamp shows that in the quiet summer, the bushes and lawns are like stars dotted, and the breeze Buddha face gives people a hint of coolness and tranquility in the summer night.



## L06B-Y01A

技术特性 Technical characteristics	稳定亮度高 /Stable and high brightness
光源类型 Light source	激光/Laser
激光 Laser	3W
整灯功率 Power	25W
色彩 Color	R/G/B/W
电压 Voltage	DC12V/AC220V 50/60Hz
电流 Current	2.1A/0.11A
单台效果 Effect	萤火虫/Firefly
出光角度 Angle	≥60°
电源线长 Power Cable	0.5m
外壳材料 Shell material	高导热铝/Aluminum alloy
节能等级 Energy saving grade	6级/Level 6
寿命 Life	> 10000H
工作环境 Work environment	-20~+50°C
投射面积 (m <sup>2</sup> ) Projected area	3-6米距离15到45m <sup>2</sup> /H3~6m,S15~45m <sup>2</sup>
防护等级 IP Rate	IP66
包装尺寸 Size	320×285×240mm(1pcs/box)
净毛重 Weight	3.7 / 4.2kg

# 变色水纹灯 L06B-S01A/C



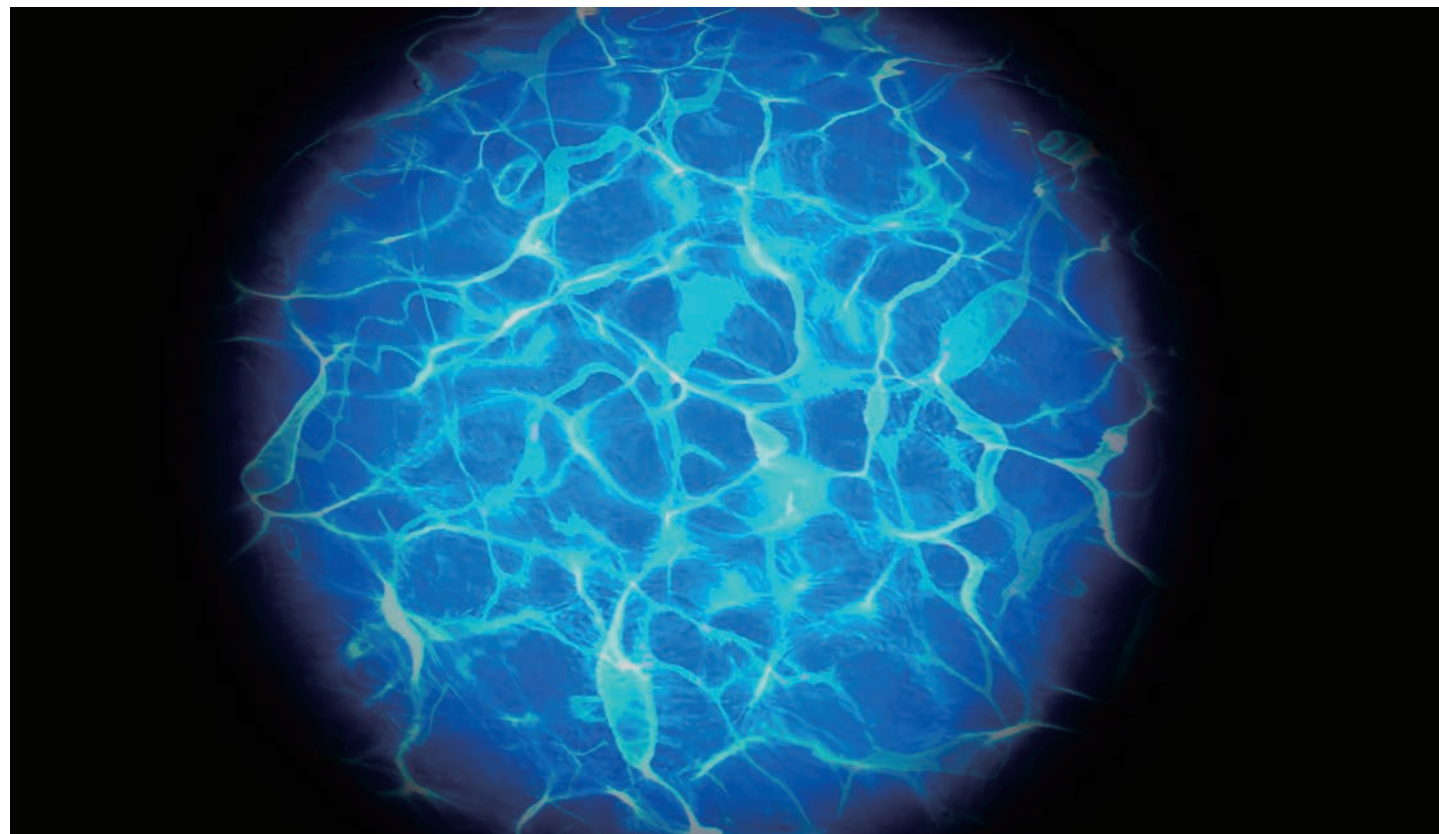
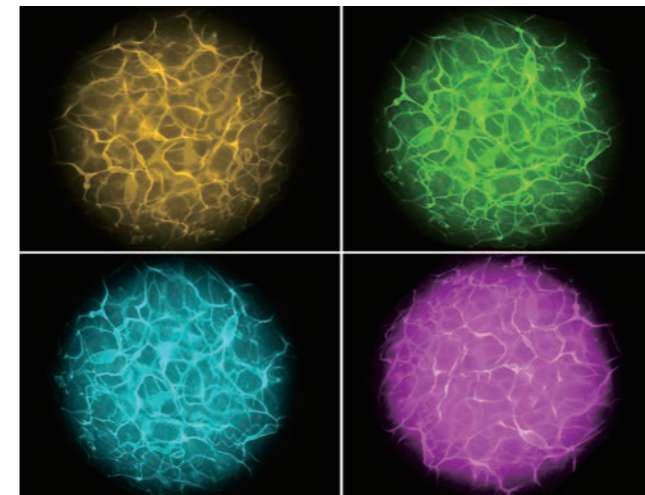
AU9 (落地)

AU8 (锥杆)

AU5 (等径杆)

水纹灯根据动态水波纹效果推出的户外文旅灯具，有白光水纹灯和变色水纹灯可供选择，如红、绿、蓝、青等色彩，采用高清镜头模组成像清晰生动，可应用于在建筑外墙，桥梁，道路，园林景观等场景，使建筑、园林、道路等被照物在夜晚呈现出水波灵动的视觉艺术。

Watermark light is a cultural tourism product launched according to the dynamic water ripple effect. There are white light watermark lights and color-changing watermark lights to choose from, such as red, green, blue, cyan and other colors. The high-definition lens module has clear and vivid images and can be applied. In scenes such as building exterior walls, bridges, roads, garden landscapes, etc.



## 变色水纹灯

产品型号 Product model	L06B-S01A	L06B-S01C
输入电压 Input voltage	AC220V	
整灯功率 Power	40W	80W
光源寿命 LED life	30000H	
色彩 Color	可根据需求定制 Customized according to needs	
动态图案 Dynamic pattern	可根据需求定制 Customized according to needs	
图案比例 Pattern ratio	安装高度与图案大小 1:0.5 Mounting height and pattern size	
控制方式 Control mode	开关/DMX512可自动切换色彩、图案 Switch / DMX512 can automatically switch color, pattern	
光学系统 Optical system	采用高精度光学镜头，图案清晰、亮度高 High precision lens, clear picture, high LM	
通道 DMX Channel	2通道 / 2CH	
灯具材质 Lamp material	低铜耐腐蚀铝合金，表面静电喷塑工艺 Aluminum alloy, Electrostatic spraying	
防护等级 IP Rate	IP66	
包装尺寸 Size	380×270×215mm(1pcs/box)	380×330×285mm(1pcs/box)
净毛重 Weight	4.8 / 5.3kg	7.9 / 8.6kg

# 图案灯 L06B-T01A/C



AU9 (落地)

AU8 (锥杆)

AU5 (等径杆)

图案灯可根据每个景点或街区的特色定制表现素材，可自动切换图案效果，效果切换顺滑自然，也可从我们的高清图案库里挑选，可选择图案自动切换或图案自动旋转效果，可应用于建筑外墙，桥梁，道路，园林景观等物体上，增加夜晚景观的趣味性及提升现场底蕴氛围。

The pattern light can be customized according to the characteristics of each scenic spot or block. The pattern effect can be automatically switched, and the effect switching is smooth and natural. It can also be selected from our high-definition pattern library. It is applied to building exterior walls, bridges, roads, garden landscapes and other objects to increase the interest of the night landscape and enhance the atmosphere of the scene.



S05

## 图案灯

产品型号 Product model	L06B-T01A	L06B-T01C
输入电压 Input voltage	AC220V	
整灯功率 Power	40W	80W
光源寿命 LED life	30000H	
色彩 Color	可根据需求定制 Customized according to needs	
动态图案 Dynamic pattern	可根据需求定制 Customized according to needs	
图案比例 Pattern ratio	安装高度与图案大小 1:0.5 Mounting height and pattern size	
控制方式 Control mode	开关/DMX512可自动切换色彩、图案 Switch / DMX512 can automatically switch color, pattern	
光学系统 Optical system	采用高精度光学镜头，图案清晰、亮度高 High precision lens, clear picture, high LM	
通道 DMX channel	2通道 / 2CH	
灯具材质 Lamp material	低铜耐腐蚀铝合金，表面静电喷涂工艺 Aluminum alloy, Electrostatic spraying	
防护等级 IP Rate	IP66	
包装尺寸 Size	380×270×215mm(1pcs/box)	380×330×285mm(1pcs/box)
净毛重 Weight	5.0 / 5.5kg	7.7 / 8.4kg

# 飘影灯 L06B-P01A/C

IP66 IK08 CE



AU9 (落地)



AU8 (锥杆)



AU5 (等径杆)

飘影灯是根据水中倒影及水下景物在水波涟漪下呈现的动静结合的画面而设计的户外文旅灯具，采用高清成像技术及精选图案，画面清晰生动具有强烈的视觉冲击，可根据需求定制图案效果，可应用于投射效果在建筑外墙，桥梁，道路，园林景观等物体上，增加更多景观趣味及提升现场氛围。

The floating shadow light is an outdoor cultural tourism lamp designed according to the combination of dynamic and static images presented by underwater reflections and underwater scenes under water ripples. It can be customized according to needs Customized pattern effects can be applied to projection effects on building exterior walls, bridges, roads, garden landscapes and other objects to add more landscape interest and enhance the atmosphere of the scene.



D11

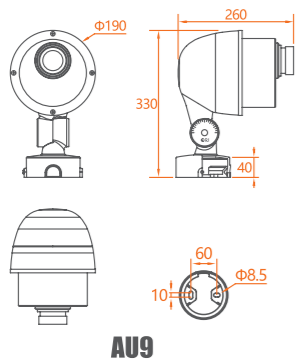
## 飘影灯

产品型号 Product model	L06B-P01A	L06B-P01C
输入电压 Input voltage	AC220V	
整灯功率 Power	40W	80W
光源寿命 LED life	30000H	
色彩 Color	可根据需求定制 Customized according to needs	
动态图案 Dynamic pattern	可根据需求定制、同时可放4个图案效果 Customized and maximum 4 patterns in 1 lamp	
图案比例 Pattern ratio	安装高度与图案大小 1:0.5 Mounting height and pattern size	
控制方式 Control mode	开关/DMX512可自动切换色彩、图案 Switch / DMX512 can automatically switch color, pattern	
光学系统 Optical system	采用高精度光学镜头，图案清晰、亮度高 High precision lens, clear picture, high LM	
通道 DMX channel	2通道 / 2CH	
灯具材质 Lamp material	低铜耐腐蚀铝合金，表面静电喷塑工艺 Aluminum alloy, Electrostatic spraying	
防护等级 IP Rate	IP66	
包装尺寸 Size	380×270×215mm(1pcs/box)	380×330×285mm(1pcs/box)
净毛重 Weight	4.6 / 5.1kg	7.8 / 8.5kg

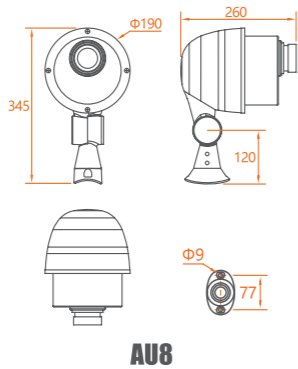


# L06B-A

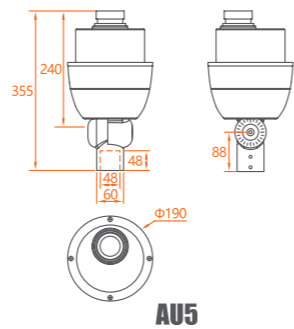
## 图案灯 / 水纹灯 / 飘影灯



AU9



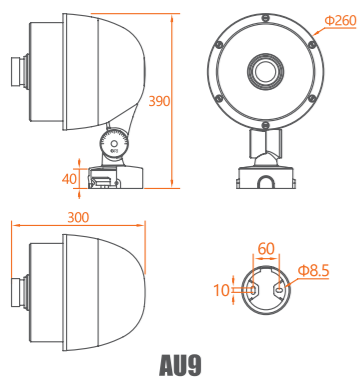
AU8



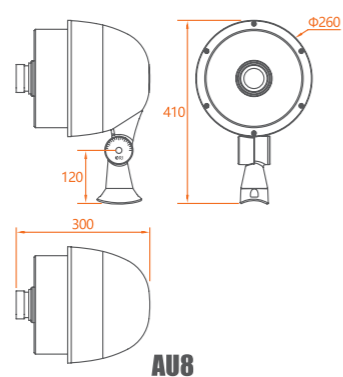
AU5

# L06B-C

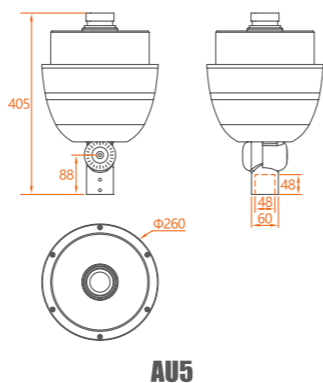
## 图案灯 / 水纹灯 / 飘影灯



AU9



AU8



AU5

## 图案灯 / 飘影灯 精选图案



N01



N03



N06



S02



S10



S11



H01



H03



H10



T01



S04



S03



H11



D02




D11



T11



T12




T13



## 建筑照明

ARCHITECTURE LIGHTING




塑形者  
Shaping



**L01C**

Twin LED wall washer light  
LED洗墙灯

**L01C Shaping** 塑形者  
LED Washer Light  
LED 洗墙灯

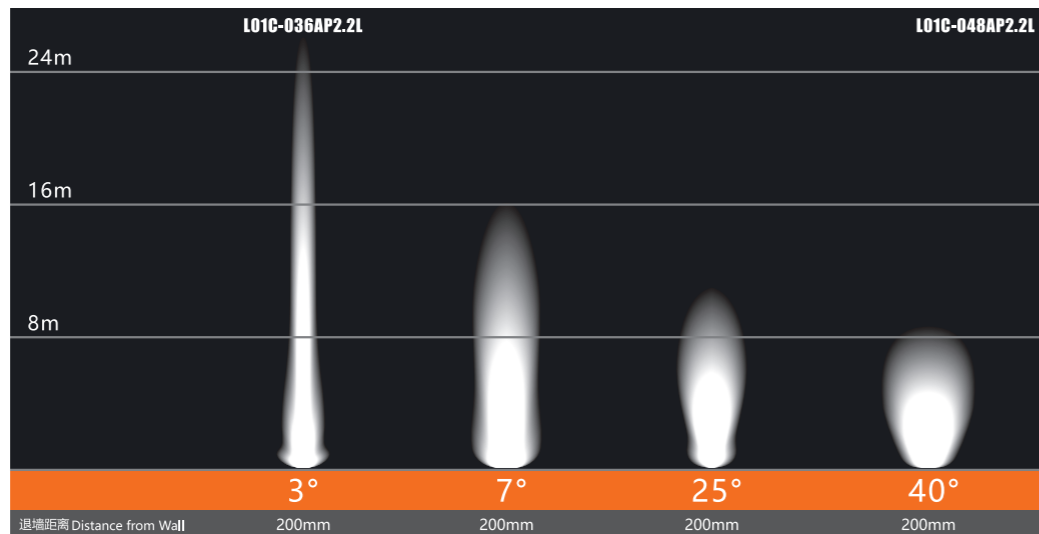
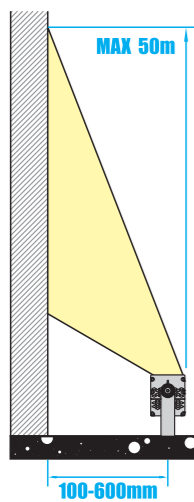
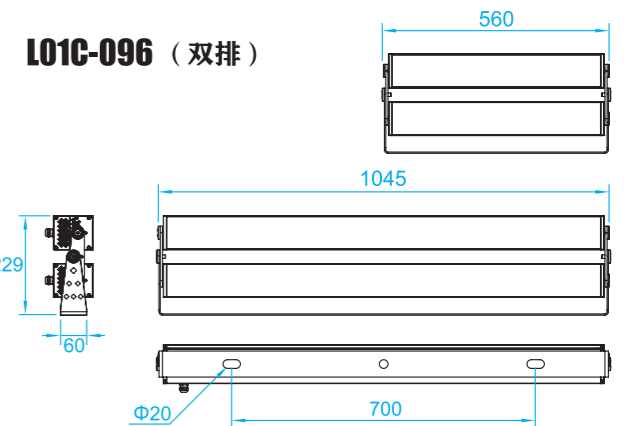
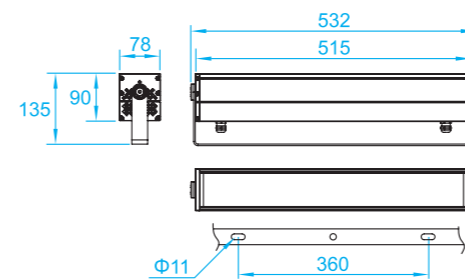
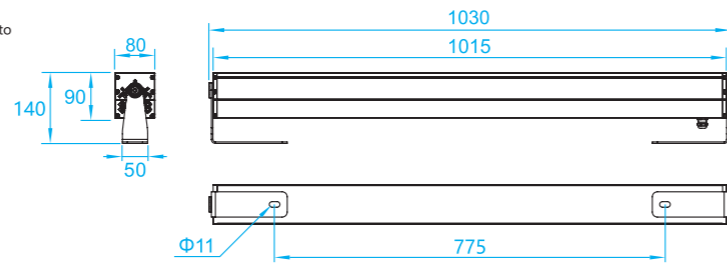


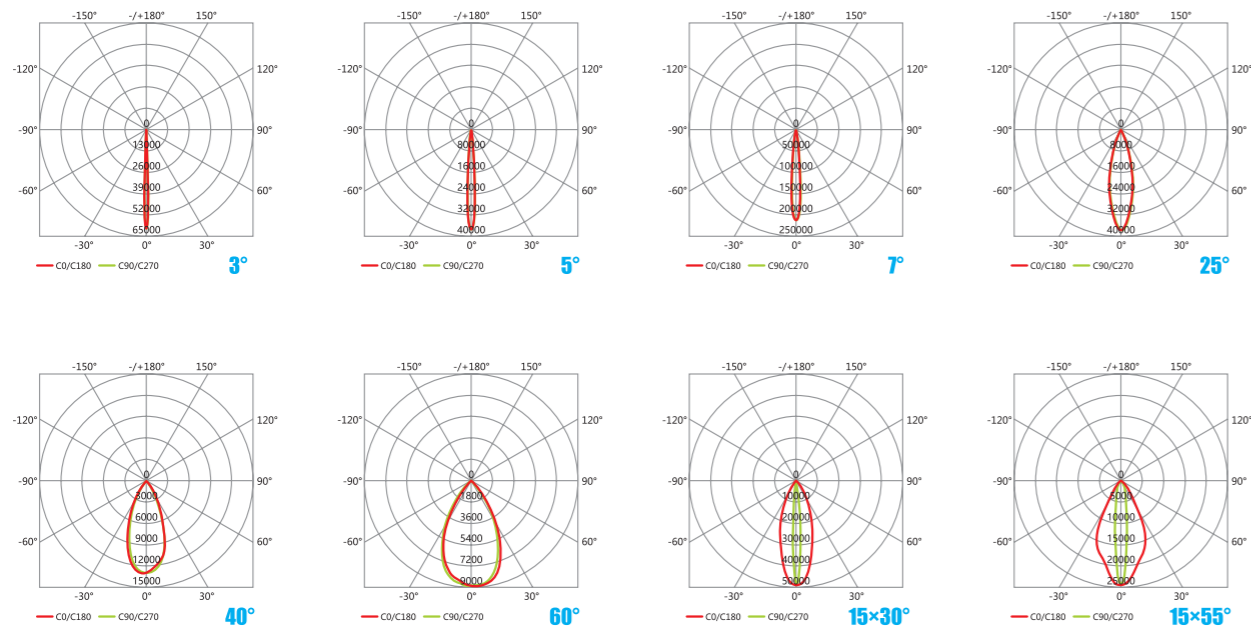
产品特性 Features

- 兼具投光灯与洗墙灯优势，是高层照明利器；是替代大功率投光灯照射立面的有效产品；
- 网孔通风结构，可有效散热，灯具功率最大可达100W；
- 整体式支架，结构牢固；整体性强；
- 加强型铝合金灯体，压铸铝端盖；光滑表面，具备自洁功能；外形美观，结构牢固；
- 隔离式进线结构，有效防止线缆进水气问题；
- 活塞式防水结构，防水可达IP66；
- 电源与信号端防浪涌雷击ESD防反接电路保护设计；可达4KV。



- Both the light and the advantages of the wall lamp, is a high-level lighting weapon; is an alternative to large power projection lamp illumination facade effective products;
- The mesh ventilation structure can effectively heat lamps, the maximum power of up to 100W;
- Integral support, firm structure and strong integrity;
- Reinforced aluminum alloy lamp body, die cast aluminum end cover; smooth surface, with self-cleaning function; beautiful appearance, solid structure; isolated wire feeding structure, which can effectively prevent the cable from water vapor;
- Piston type waterproof structure, waterproof up to Ip66;
- The design of power supply and signal protection against surge lightning ESD reverse circuit protection; up to 4KV.





**L01C-018**

	Rated Power	Input Voltage	LED Quantity	Luminous Flux	Optical Angle	Net Weight	Lamp Size	Gross Weight/Packing Size
3000/4000K/RGB	21W	AC 220V	18 pcs	1809 lm	3°/7°/25°/40°/ 60°/15°30°/15°55°	3.4 kg	530×80×90mm	3.7kg/575×135×205mm (1pcs/box)
	42W			3570 lm				

**L01C-024**

	Rated Power	Input Voltage	LED Quantity	Luminous Flux	Optical Angle	Net Weight	Lamp Size	Gross Weight/Packing Size
3000/4000K/RGB	28W	AC 220V	24 pcs	2828 lm	7°/25°/40°/60°/ 15°30°/15°55°	3.5 kg	530×80×90mm	3.8kg/575×135×205mm (1pcs/box)
	55W			4995 lm				

**L01C-036**

	Rated Power	Input Voltage	LED Quantity	Luminous Flux	Optical Angle	Net Weight	Lamp Size	Gross Weight/Packing Size
3000/4000K/RGB	42W	AC 220V	36 pcs	4243 lm	3°/7°/25°/40°/ 60°/15°30°/15°55°	5.7 kg	1030×80×90mm	6.3kg/1085×135×205mm (1pcs/box)
	83W			7055 lm				

**L01C-048**

	Rated Power	Input Voltage	LED Quantity	Luminous Flux	Optical Angle	Net Weight	Lamp Size	Gross Weight/Packing Size
3000/4000K/RGB	55W	AC 220V	48 pcs	5610 lm	7°/25°/40°/60°/ 15°30°/15°55°	5.8 kg	1030×80×90mm	6.4kg/1085×135×205mm (1pcs/box)
	110W			9155 lm				

**L01C-096 (双排 Double)**

	Rated Power	Input Voltage	LED Quantity	Luminous Flux	Optical Angle	Net Weight	Lamp Size	Gross Weight/Packing Size
3000/4000K/RGB	220W	AC 220V	96 pcs	18310 lm	7°/25°/40°/60°/ 15°30°/15°55°	13.3 kg	1050×230×90mm	14.1kg/1095×300×145mm (1pcs/box)

**L01E**

Mini Stick 迷你棒  
LED Washer light  
LED 洗墙灯

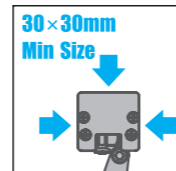
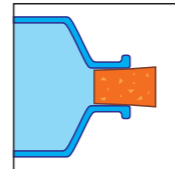


**L01E Mini Stick 迷你棒**  
LED Washer light  
LED 洗墙灯

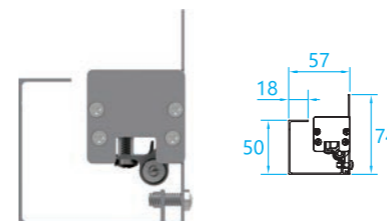




产品特性 Features

- 加强型铝合金灯体，压铸铝端盖；光滑表面自洁，产品外形美观，结构牢固；
- 一体式散热结构，能将热量有效传递到灯具外部散热；
- 塞式防水结构，防水持久有效，可达IP66；
- 隔离式进线结构，有效防止线缆进水汽问题；
- 电源与信号端防浪涌雷击ESD防反接电路保护设计；可达4KV。

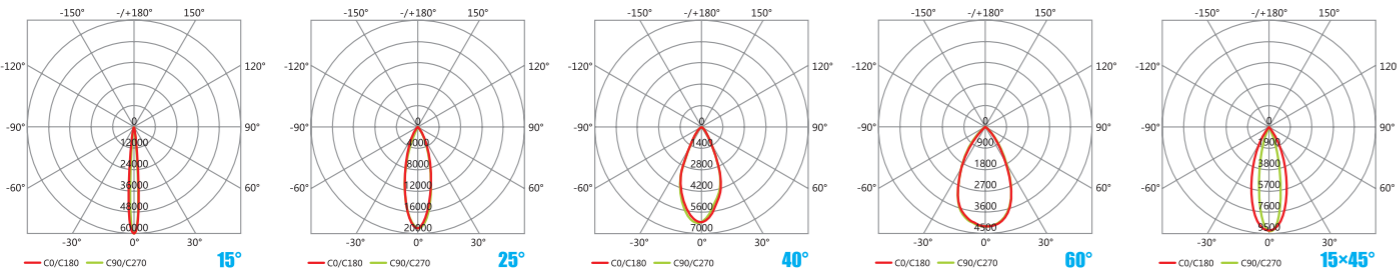
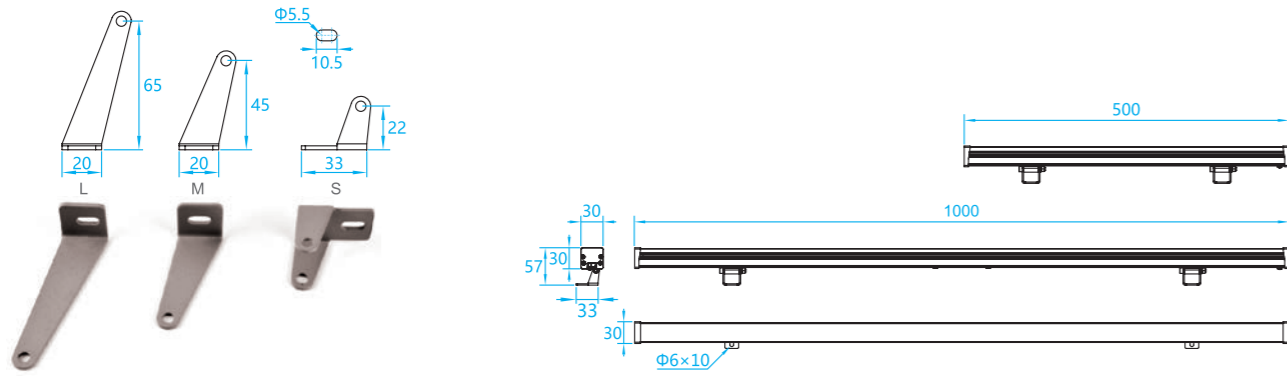


- Reinforced aluminum alloy lamp body, die cast aluminum end cover; smooth surface self-cleaning, beautiful appearance, solid structure;
- Integral heat dissipation structure, the heat can be effectively transferred to the external heat dissipation;
- Plug type waterproof structure, waterproof lasting effective, up to Ip66;
- Isolated wire feeding structure, which can effectively prevent the cable from water vapor;
- The design of power supply and signal protection against surge lightning ESD reverse circuit protection; up to 4KV.



L01E-B Mini Stick 迷你棒

LED Washer light  
LED 洗墙灯



L01E-009BP1.1M

Rated Power	Input Voltage	LED Quantity	Luminous Flux	Optical Angle	Net Weight	Lamp Size	Gross Weight/Packing Size
9 W	DC 24V	9 pcs	912 lm	15°/25°/40° 60°/15°x45°	0.7 kg	500×30×30mm	0.9kg/550×110×130mm(1pcs/box) 9.3kg/605×455×235mm(12pcs/box)

L01E-012BP1.1M

Rated Power	Input Voltage	LED Quantity	Luminous Flux	Optical Angle	Net Weight	Lamp Size	Gross Weight/Packing Size
12 W	DC 24V	12 pcs	1230 lm	15°/25°/40° 60°/15°x45°	0.7 kg	500×30×30mm	0.9kg/550×110×130mm(1pcs/box) 9.3kg/605×455×235mm(12pcs/box)

L01E-018BP1.1M

Rated Power	Input Voltage	LED Quantity	Luminous Flux	Optical Angle	Net Weight	Lamp Size	Gross Weight/Packing Size
18 W	DC 24V	18 pcs	1882 lm	15°/25°/40° 60°/15°x45°	1.1 kg	1000×30×30mm	1.4kg/1060×110×130mm(1pcs/box) 14.5kg/1130×450×140mm(12pcs/box)

L01E-024BP1.1M

Rated Power	Input Voltage	LED Quantity	Luminous Flux	Optical Angle	Net Weight	Lamp Size	Gross Weight/Packing Size
24 W	DC 24V	24 pcs	2454 lm	15°/25°/40° 60°/15°x45°	1.1 kg	1000×30×30mm	1.4kg/1060×110×130mm(1pcs/box) 14.5kg/1130×450×140mm(12pcs/box)

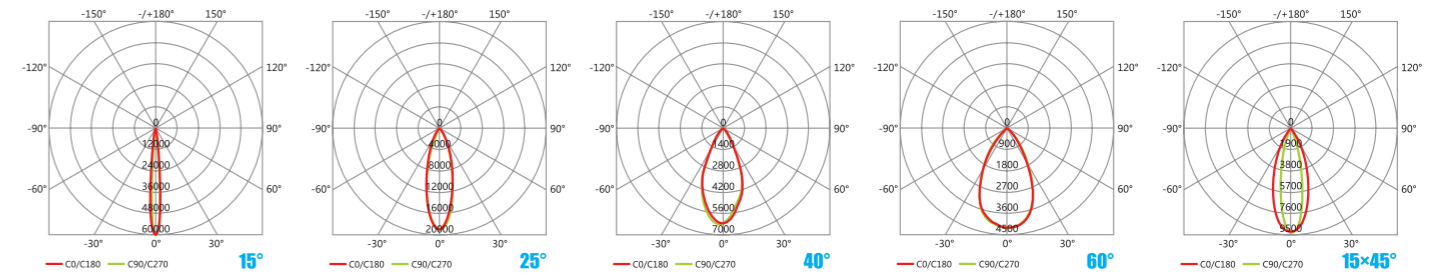
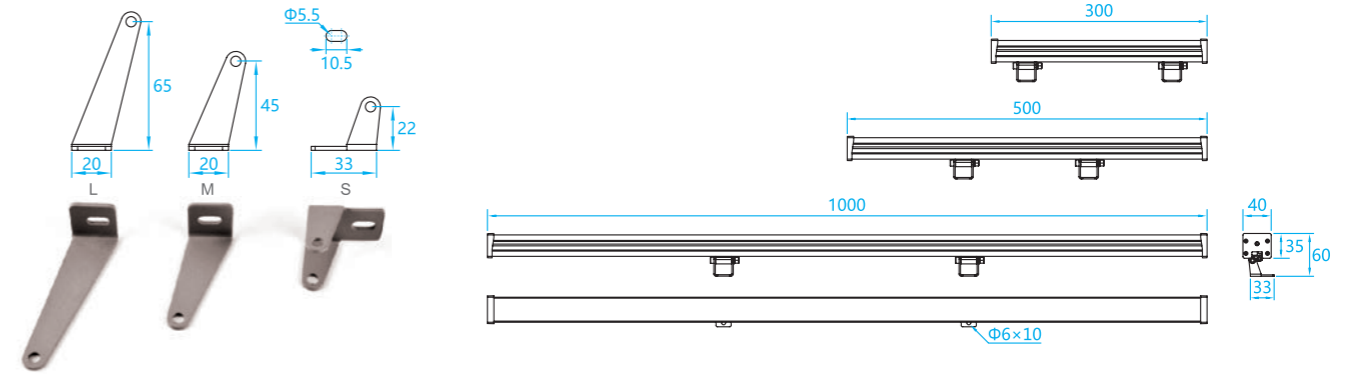
L01E-036BP1.1M

Rated Power	Input Voltage	LED Quantity	Luminous Flux	Optical Angle	Net Weight	Lamp Size	Gross Weight/Packing Size
36 W	DC 24V	36 pcs	3676 lm	15°/25°/40° 60°/15°x45°	1.2 kg	1000×30×30mm	1.5kg/1060×110×130mm(1pcs/box) 14.9kg/1130×450×140mm(12pcs/box)



L01E-C Mini Stick 迷你棒

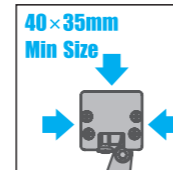
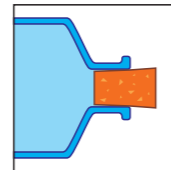
LED Washer light  
LED 洗墙灯



产品特性 Features

- 加强型铝合金灯体，压铸铝端盖；光滑表面自洁，产品外形美观，结构牢固；
- 一体式散热结构，能将热量有效传递到灯具外部散热；
- 塞式防水结构，防水持久有效，可达IP66；
- 隔离式进线结构，有效防止线缆进气问题；
- 电源与信号端防浪涌雷击ESD防反接电路保护设计；可达4KV。

- Reinforced aluminum alloy lamp body, die cast aluminum end cover; smooth surface self-cleaning, beautiful appearance, solid structure;
- Integral heat dissipation structure, the heat can be effectively transferred to the external heat dissipation;
- Plug type waterproof structure, waterproof lasting effective, up to Ip66;
- Isolated wire feeding structure, which can effectively prevent the cable from water vapor;
- The design of power supply and signal protection against surge lightning ESD reverse circuit protection; up to 4KV.



L01E-009CP1.1M

	Rated Power	Input Voltage	Net Weight	Luminous Flux	Optical Angle	LED Quantity	Lamp Size	Gross Weight/Packing Size
DMX512 3000/4000K ● ●	9 W	DC 24V	0.8 kg	912 lm	15°/25°/40° 60°/15°×45°	9 pcs	500×40×35mm	1.1 kg/550×110×130mm(1pc/box) 10.7kg/600×460×230mm(12pcs/box)

L01E-012CP1.1M

	Rated Power	Input Voltage	Net Weight	Luminous Flux	Optical Angle	LED Quantity	Lamp Size	Gross Weight/Packing Size
DMX512 3000/4000K ● ●	12 W	DC 24V	0.8 kg	1230 lm	15°/25°/40° 60°/15°×45°	12 pcs	500×40×35mm	1.1 kg/550×110×130mm(1pc/box) 10.7kg/600×460×230mm(12pcs/box)

L01E-018CP1.1M

	Rated Power	Input Voltage	Net Weight	Luminous Flux	Optical Angle	LED Quantity	Lamp Size	Gross Weight/Packing Size
DMX512 3000/4000K ● ●	18 W	DC 24V	1.45 kg	1882 lm	15°/25°/40° 60°/15°×45°	18 pcs	1000×40×35mm	1.7 kg/1060×110×130mm(1pc/box) 18.9kg/1130×450×140mm(12pcs/box)

L01E-024CP1.1M

	Rated Power	Input Voltage	Net Weight	Luminous Flux	Optical Angle	LED Quantity	Lamp Size	Gross Weight/Packing Size
DMX512 3000/4000K ● ●	24 W	DC 24V	1.5 kg	2454 lm	15°/25°/40° 60°/15°×45°	24 pcs	1000×40×35mm	1.8 kg/1060×110×130mm(1pc/box) 19.5kg/1130×450×140mm(12pcs/box)

L01E-012CP4.0M

	Rated Power	Input Voltage	Net Weight	Luminous Flux	Optical Angle	LED Quantity	Lamp Size	Gross Weight/Packing Size
DMX512 RGBW 4 in 1 ● ●	18/36 W	DC 24V	0.8 kg	1432 lm	15°/25°/40° 60°/15°×45°	12 pcs	500×40×35mm	1.1 kg/550×110×130mm(1pc/box) 10.7kg/600×460×230mm(12pcs/box)

L01E-024CP4.0M

	Rated Power	Input Voltage	Net Weight	Luminous Flux	Optical Angle	LED Quantity	Lamp Size	Gross Weight/Packing Size
DMX512 RGBW 4 in 1 ● ●	24/48 W	DC 24V	1.5 kg	1918 lm	15°/25°/40° 60°/15°×45°	24 pcs	1000×40×35mm	1.8 kg/1060×110×130mm(1pc/box) 19.5kg/1130×450×140mm(12pcs/box)

L01E-012CP2.2L

	Rated Power	Input Voltage	Net Weight	Luminous Flux	Optical Angle	LED Quantity	Lamp Size	Gross Weight/Packing Size
DMX512 3000/4000K ● ●	24 W	DC 24V	0.8 kg	2162 lm	15°/25°/40° 60°/15°×45°	12 pcs	500×40×35mm	1.1 kg/550×110×130mm(1pc/box) 10.7kg/600×460×230mm(12pcs/box)

L01E-024CP2.2L

	Rated Power	Input Voltage	Net Weight	Luminous Flux	Optical Angle	LED Quantity	Lamp Size	Gross Weight/Packing Size
DMX512 3000/4000K ● ●	48 W	DC 24V	1.5 kg	4328 lm	15°/25°/40° 60°/15°×45°	24 pcs	1000×40×35mm	1.8 kg/1060×110×130mm(1pc/box) 19.5kg/1130×450×140mm(12pcs/box)





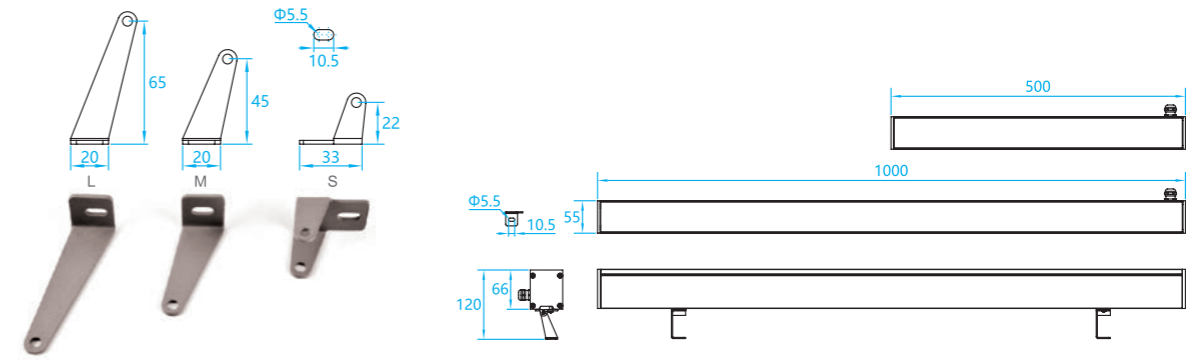
**威锋**  
Weil Sharp



**L01F**

LED Washer light  
LED 洗墙灯

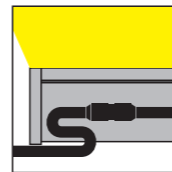
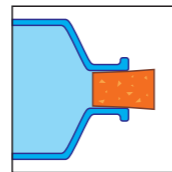
**L01F Weil Sharp 威锋**  
LED Washer light  
LED 洗墙灯



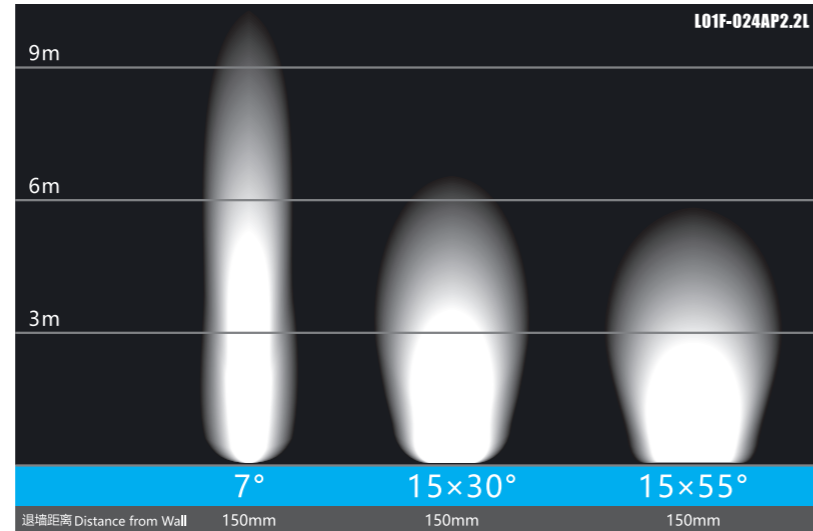
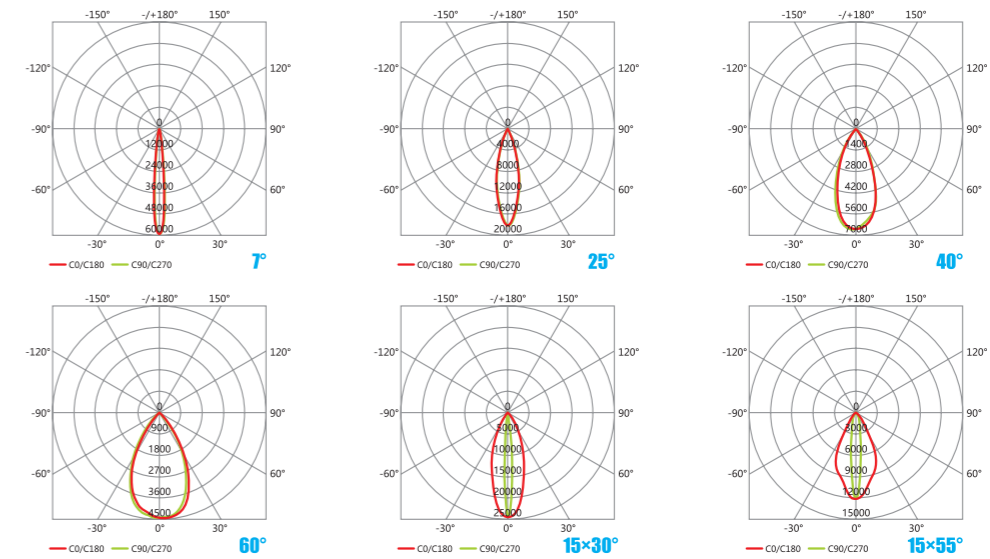
产品特性 Features



- 加强型铝合金灯体，压铸铝端盖；光滑表面自洁，产品外形美观，结构牢固；
- 高压一体式，外形简洁、美观与建筑完美融合。一体式散热结构，能将热量有效传递到灯具外部散热；
- 塞式防水结构，防水持久有效，可达IP66。隔离式进线结构，有效防止线缆进气问题；
- 信号端防浪涌雷击ESD防反接电路保护设计，可达4KV。



- Reinforced aluminum alloy lamp body, die cast aluminum end cover; smooth surface self-cleaning, beautiful appearance, solid structure;
- High pressure integrated, simple appearance, beautiful and perfect fusion of architecture. Integral heat dissipation structure, which can transfer heat to external cooling;
- Plug type waterproof structure, waterproof lasting effective, up to IP66. Isolated wire feeding structure, which can effectively prevent the cable from water vapor;
- Signal terminal anti surge lightning ESD anti reverse circuit protection design, up to 4KV.



**L01F-009**

	Rated Power	Input Voltage	LED Quantity	Luminous Flux	Optical Angle	Net Weight	Lamp Size	Gross Weight/Packing Size
3000/4000K/RGB	11 W	AC 220V	9 pcs	910 lm	7°/25°/40°/60°/ 15°/30°/15°/55°	1.9 kg	500×55×66mm	2.2kg/565×135×175mm (1pcs/box)
	21 W			1655 lm				

**L01F-012**

	Rated Power	Input Voltage	LED Quantity	Luminous Flux	Optical Angle	Net Weight	Lamp Size	Gross Weight/Packing Size
3000/4000K/RGB	14 W	AC 220V	12 pcs	1205 lm	7°/25°/40°/60°/ 15°/30°/15°/55°	1.9 kg	500×55×66mm	2.2kg/565×135×175mm (1pcs/box)
	28 W			2183 lm				

**L01F-018**

	Rated Power	Input Voltage	LED Quantity	Luminous Flux	Optical Angle	Net Weight	Lamp Size	Gross Weight/Packing Size
3000/4000K/RGB	21 W	AC 220V	18 pcs	1802 lm	7°/25°/40°/60°/ 15°/30°/15°/55°	2.9 kg	1000×55×66mm	3.4kg/1085×135×205mm (1pcs/box)
	42 W			3257 lm				

**L01F-024**

	Rated Power	Input Voltage	LED Quantity	Luminous Flux	Optical Angle	Net Weight	Lamp Size	Gross Weight/Packing Size
3000/4000K/RGB	28 W	AC 220V	24 pcs	2408 lm	7°/25°/40°/60°/ 15°/30°/15°/55°	3.0 kg	1000×55×66mm	3.5kg/1085×135×205mm (1pcs/box)
	55 W			4343 lm				

**L01F-009AP4.0**

	Rated Power	Input Voltage	LED Quantity	Luminous Flux	Optical Angle	Net Weight	Lamp Size	Gross Weight/Packing Size
3000/4000K/RGBW	30 W	AC 220V	9 pcs	1713 lm	25°/40°	2.1 kg	500×55×66mm	2.4kg/565×135×175mm (1pcs/box)

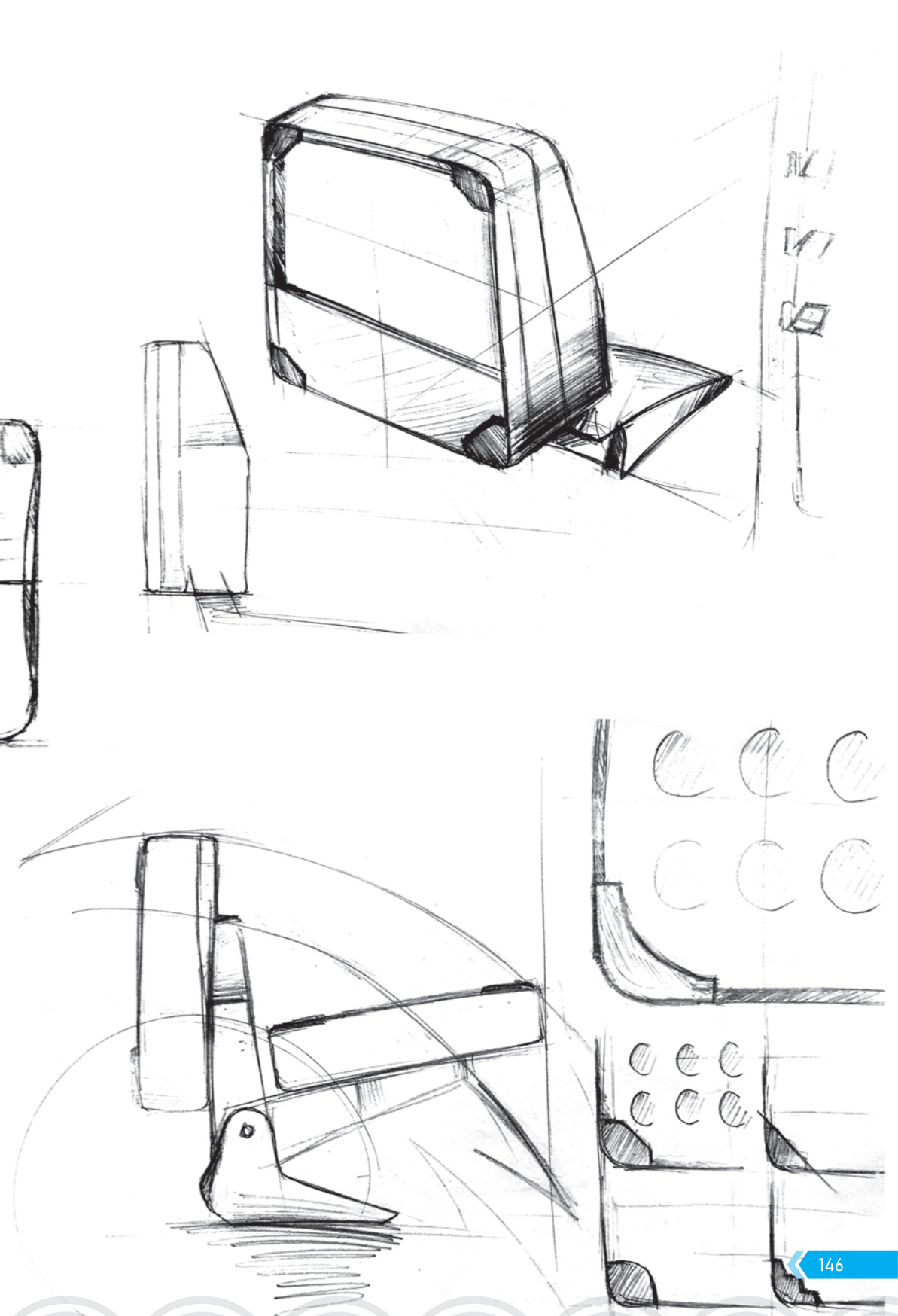
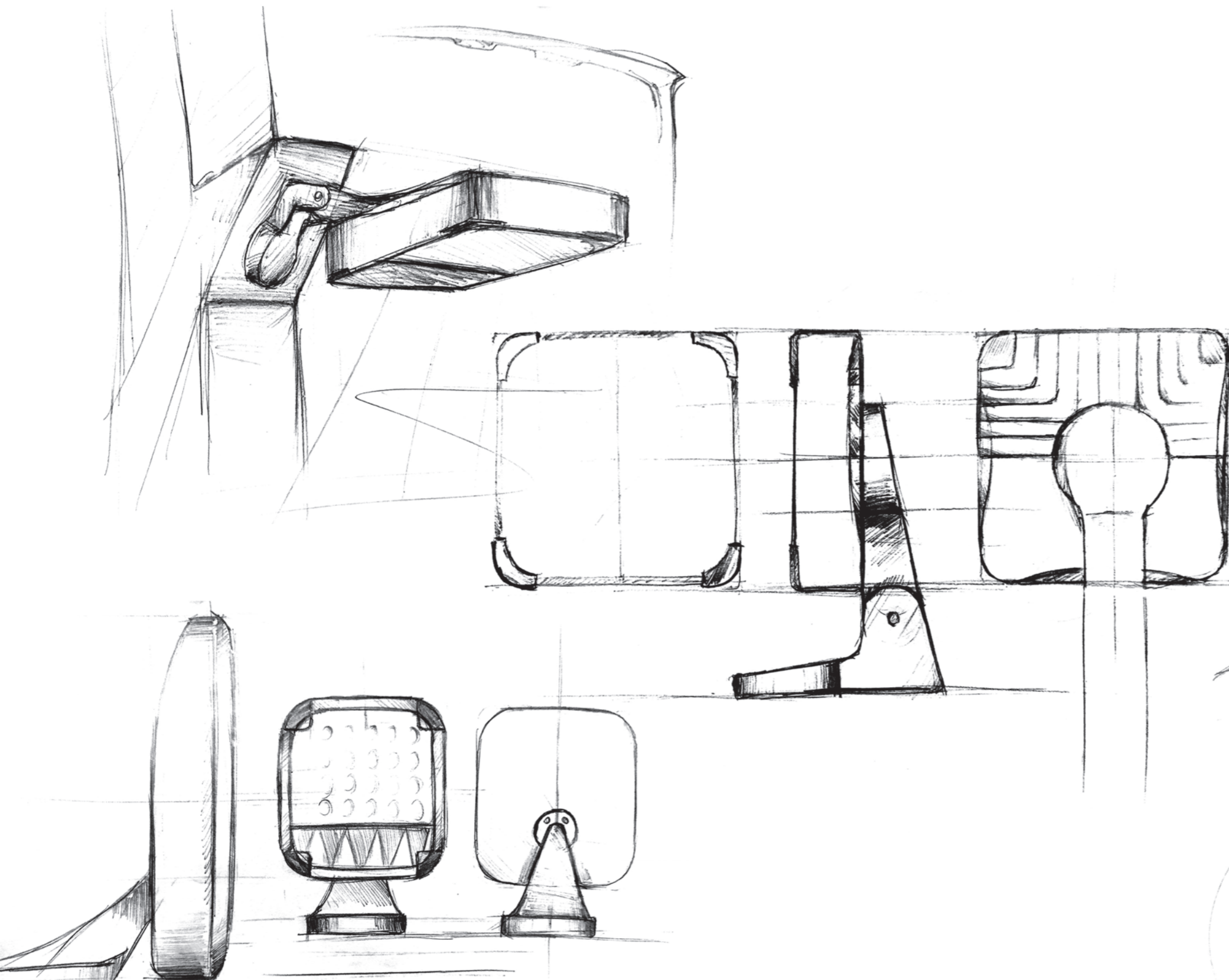
**L01F-018AP4.0**

	Rated Power	Input Voltage	LED Quantity	Luminous Flux	Optical Angle	Net Weight	Lamp Size	Gross Weight/Packing Size
3000/4000K/RGBW	60 W	AC 220V	18 pcs	3228 lm	25°/40°	3.4 kg	1000×55×66mm	3.8kg/1085×135×205mm (1pcs/box)



# 天玺

## 超级配光



## 天玺™ 超级配光 投光灯系列

- 天玺™ 系列投光灯，灯体采用高强度压铸铝材料，表面静电喷塑处理；采用最新的导流散热设计，均匀性更好；适用于建筑、园林、景观照明应用；
- 内置隐藏式线路结构，灯具无外露线，安全美观可靠，防护等级IP66；
- 垂直方向0~360°可旋转角度，水平方向0~120°可旋转角度，安全自锁结构设计，满足户外的多种场合应用；
- 采用多角度配光需求，满足各类建筑的照明如：柱子（宽，窄）、墙面、屋檐等。


### TIANXI™ FLOOD LIGHT SERIES

- Tianxi™ series flood lamp adopts high-strength die-casting aluminum material and surface electrostatic spraying treatment; adopts isolated double cavity design and the latest diversion heat dissipation design, with better uniformity;
- Hidden cables structure, lamps without exposed wire, safe, beautiful and reliable, protection grade Ip66;
- It can rotate from 0° to 360° in the vertical direction, and from 0° to 120° in the horizontal direction. The design of safety self-locking structure can meet various outdoor applications;
- Multi angle light distribution is adopted to meet the lighting requirements of various buildings, such as columns (wide, narrow), walls, eaves, etc.

## 超级防眩 Super anti-glare

### 天玺™ 内置多重防眩功能


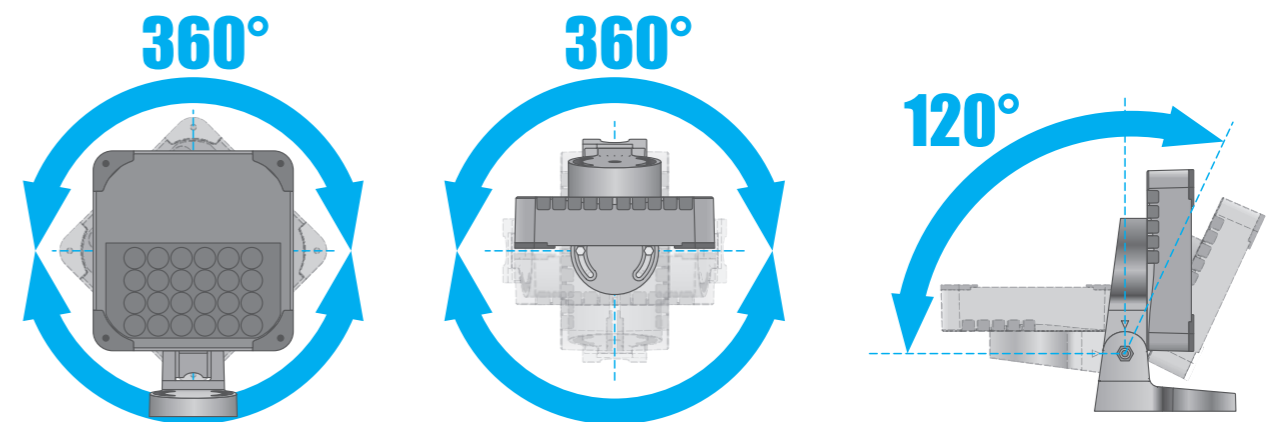
Tianxi™ Multi anti-glare function



## 三轴转向 Three directions of rotation

### 天玺™ 独具三轴支架设计，转向无死角

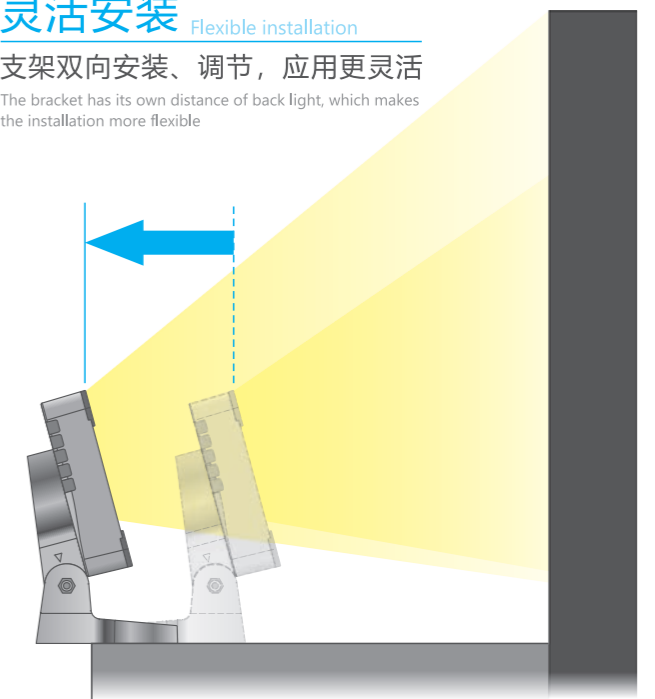
Tianxi™ Unique three directions of rotation bracket design, rotating free



## 灵活安装 Flexible installation

### 支架双向安装、调节，应用更灵活

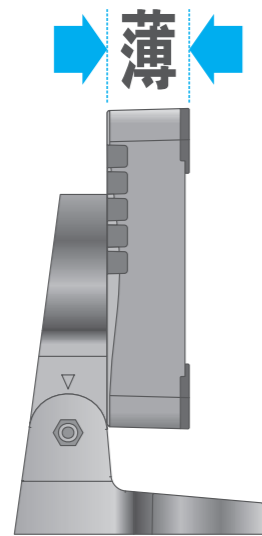
The bracket has its own distance of back light, which makes the installation more flexible



### 极致超薄 Ultra thin

天玺™将空间布局安排到极致，保留所有功能后且灯体超薄。

TianXi™ Arrange the space layout to the extreme, keep all the functions and the lamp body is ultra-thin



### 隐藏接线 Hidden wiring


天玺™可将出线及电缆固定头隐藏于灯体内部

TianXi™ The cable and connector can be hidden inside the lamp body



### 超级配光 Super light distribution

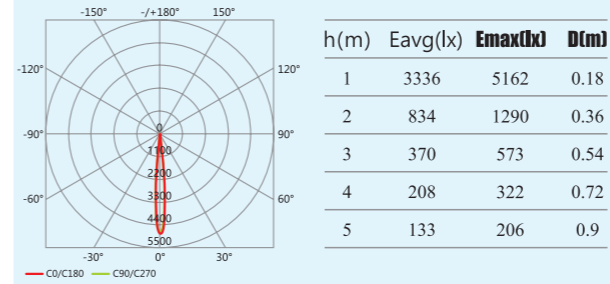
天玺™投光灯具备全系配光角度  
TianXi™ Cast light With full range of light distribution angle



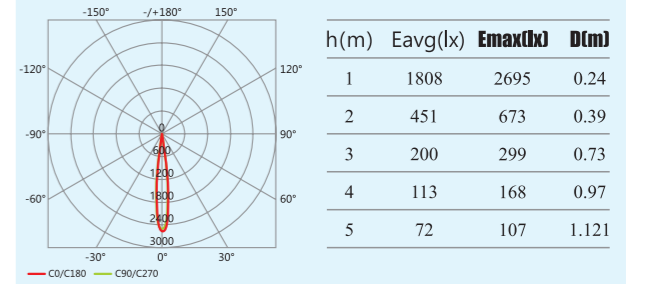
# 天玺 超级配光 L02C-G



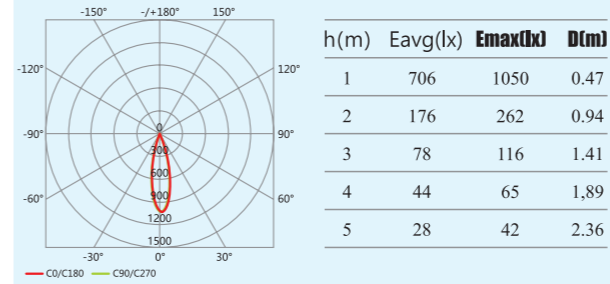
L02C-001G 3W 10°



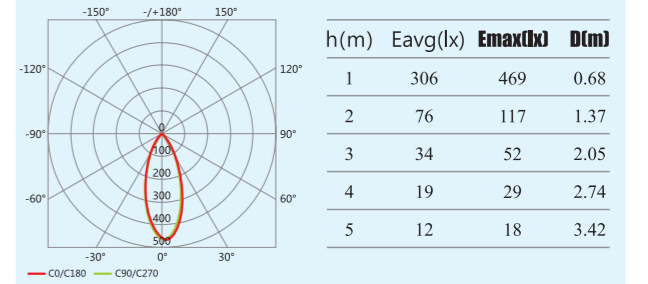
L02C-001G 3W 15°



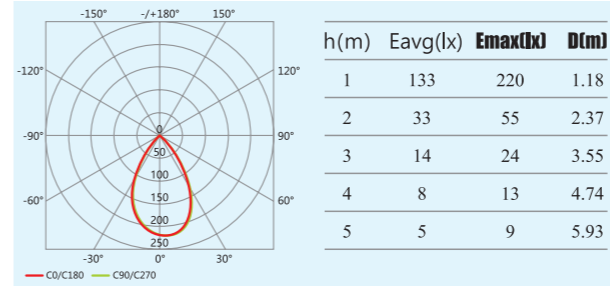
L02C-001G 3W 25°



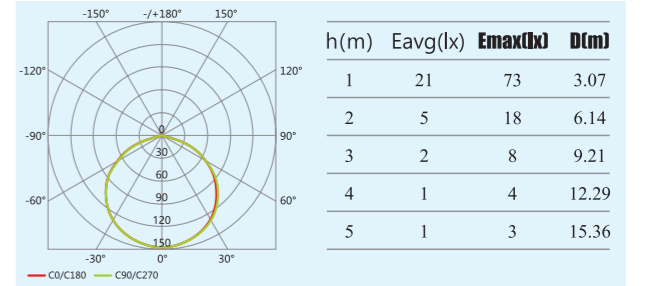
L02C-001G 3W 40°



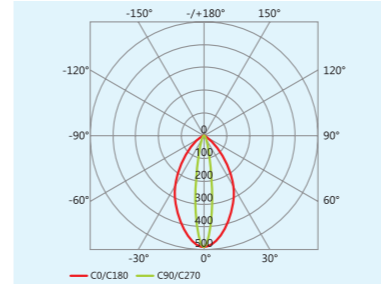
L02C-001G 3W 60°



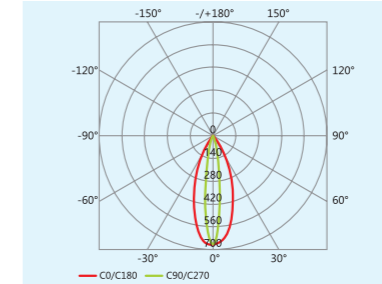
L02C-001G 3W 120°



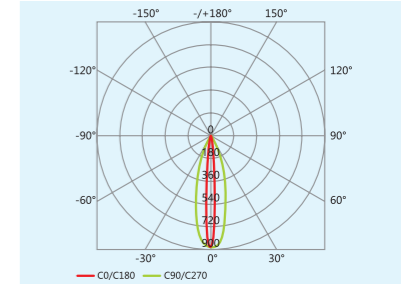
L02C-001G 3W 15×55°



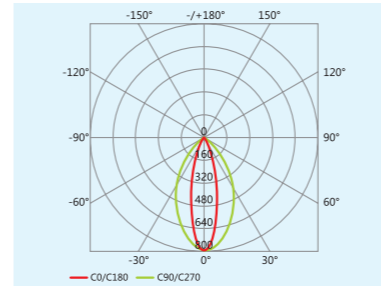
L02C-001G 3W 15×30°



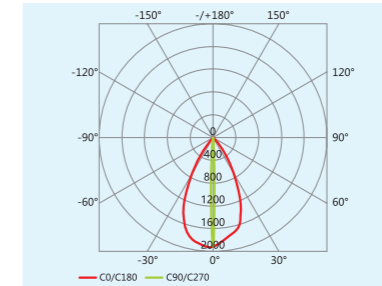
L02C-001G 3W 12×25°



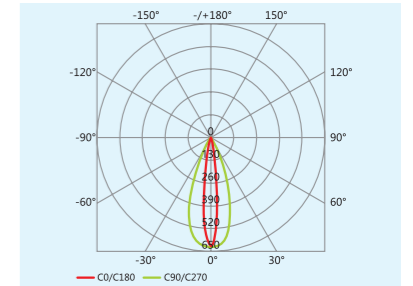
L02C-001G 3W 30×60°



L02C-001G 3W 4×50°



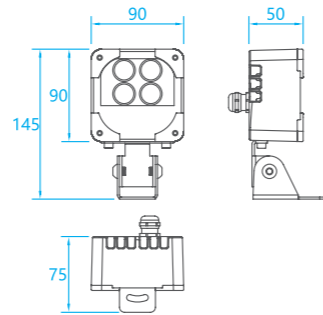
L02C-001G 3W 15×40°



## L02C-001G

Rated Power	Input Voltage	LED Quantity	Luminous Flux	Optical Angle	Net Weight	Lamp Size	Gross Weight/Packing Size
3000/4000/5700K	3 W	DC 24V	1 pcs	267 lm	7°/10°/15°/25°/40°/60°/90° 15×55°/15×30°/15×45° 4×50°/13×40°/30×60°	0.3 kg	80×50×45mm 0.4 kg/130×110×100(1pcs/box) 13.9 kg/520×390×260(45pcs/box)

# 天玺 超级配光 L02C-F



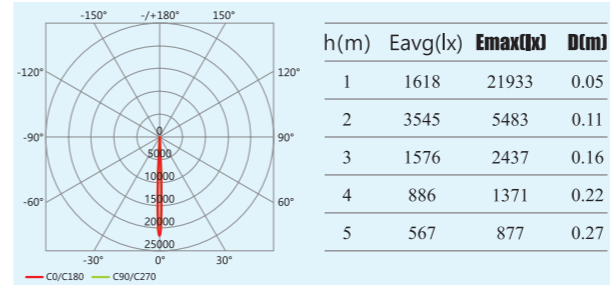
## L02C-001F

	Rated Power	Input Voltage	LED Quantity	Luminous Flux	Optical Angle	Net Weight	Lamp Size	Gross Weight/Packing Size
3000/4000/5700K ● ● ●	3 W	DC 24V	1 pcs	203 lm	3°/5°	0.8 kg	145×90×75mm	0.9 kg/240×150×120(1pcs/box) 1.1 kg/440×350×250(9pcs/box)

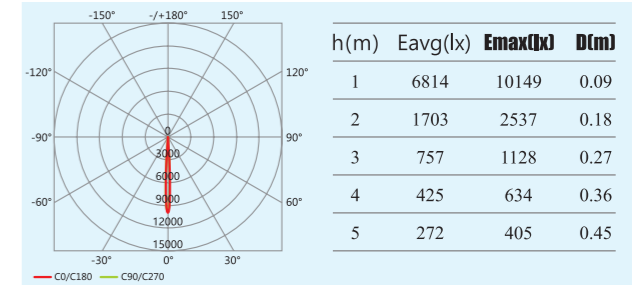
## L02C-004F

	Rated Power	Input Voltage	LED Quantity	Luminous Flux	Optical Angle	Net Weight	Lamp Size	Gross Weight/Packing Size
3000/4000/5700K ● ● ●	9 W	DC 24V	4 pcs	813 lm	7°/10°/15°/25°/40°/60°/90° 15°×55°/15°×30°/15°×45° 4°×50°/13°×40°/30°×60°	0.8 kg	145×90×75mm	0.9 kg/240×150×120(1pcs/box) 1.1 kg/440×350×250(9pcs/box)

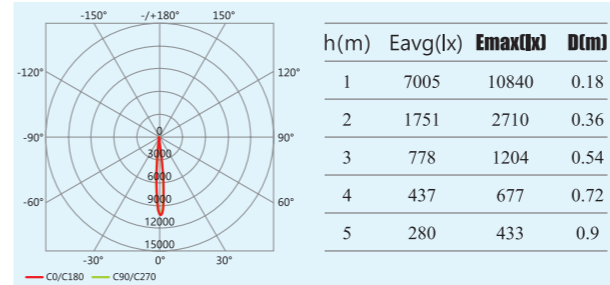
### L02C-001F 3W 3°



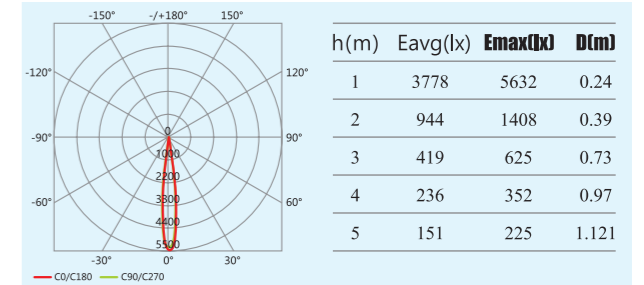
### L02C-001F 3W 5°



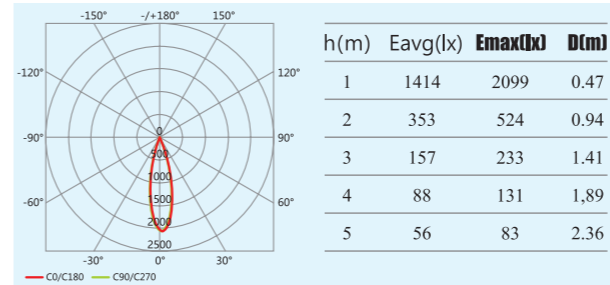
### L06B-004F 9W 10°



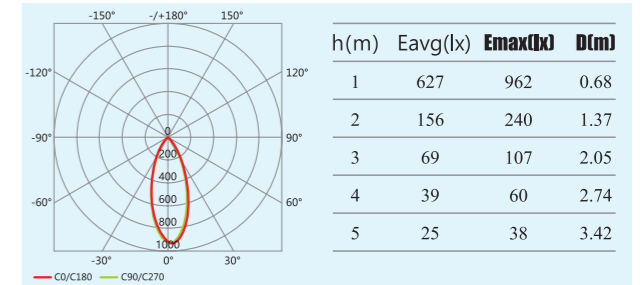
### L02C-004F 9W 15°



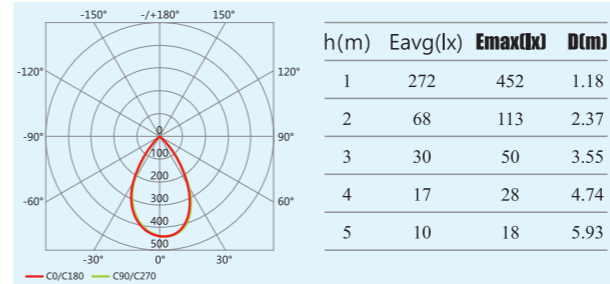
### L02C-004F 9W 25°



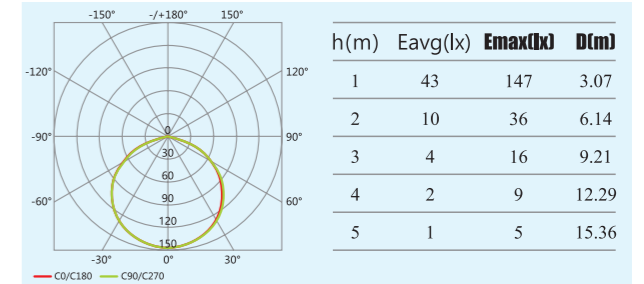
### L02C-004F 9W 40°



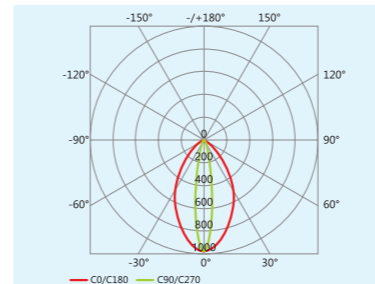
### L02C-004F 9W 60°



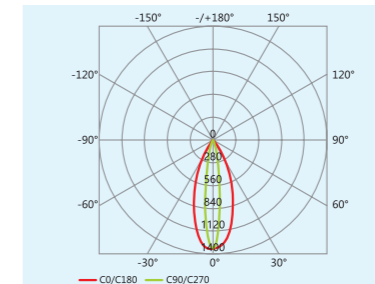
### L02C-004F 9W 120°



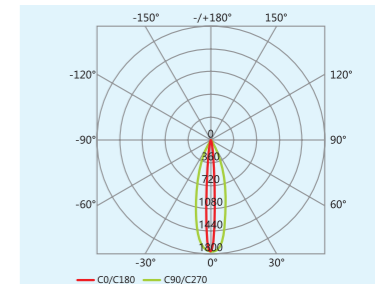
### L02C-004F 9W 15×55°



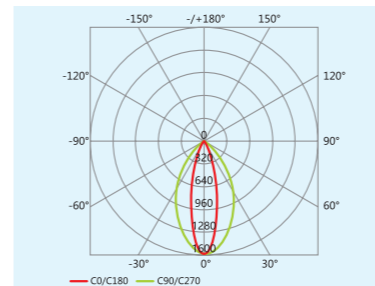
### L02C-004F 9W 15×30°



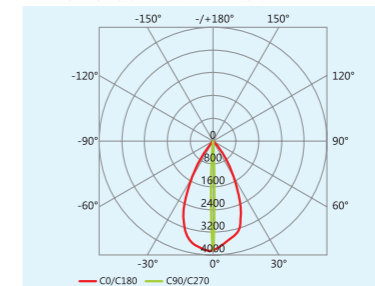
### L02C-004F 9W 12×25°



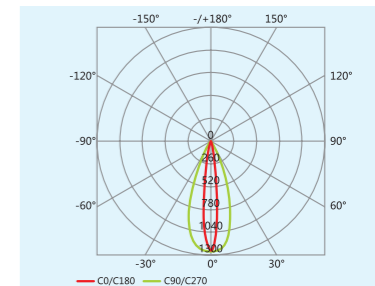
### L02C-004F 9W 30×60°



### L02C-004F 9W 4×50°



### L02C-004F 9W 15×40°





# 天玺 超级配光 L02C-D



## L02C-002D

	Rated Power	Input Voltage	LED Quantity	Luminous Flux	Optical Angle	Net Weight	Lamp Size	Gross Weight/Packing Size
	20 W	DC 24V	2pcs/RGBW	718 lm	15°/25°/40°/60°	1.2 kg	195×130×70mm	1.4 kg/230×210×130(1pcs/box) 7.6 kg/440×350×250(6pcs/box)

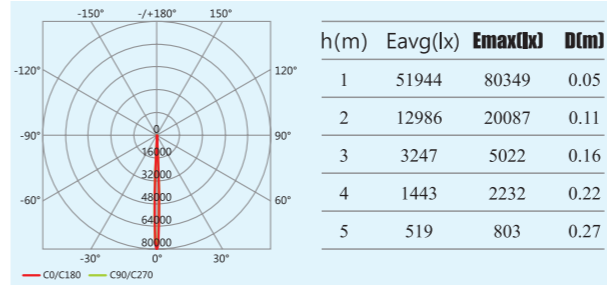
## L02C-006D

	Rated Power	Input Voltage	LED Quantity	Luminous Flux	Optical Angle	Net Weight	Lamp Size	Gross Weight/Packing Size
3000/4000/5700K 	14 W	AC 220V	6 pcs	855 lm	3°/5°	1.3 kg	195×130×70mm	1.5 kg/230×210×130(1pcs/box) 8.2 kg/440×350×250(6pcs/box)

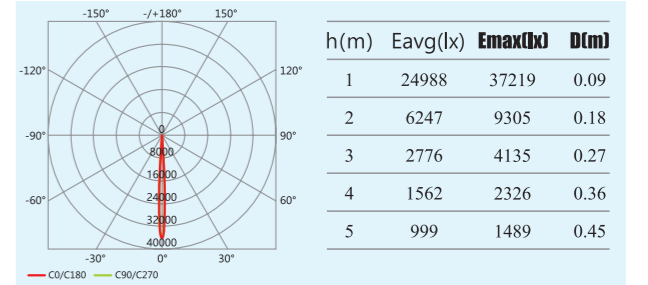
## L02C-008D

	Rated Power	Input Voltage	LED Quantity	Luminous Flux	Optical Angle	Net Weight	Lamp Size	Gross Weight/Packing Size
3000/4000/5700K 	16 W	AC 220V	8 pcs	1481 lm	7°/10°/15°/25°/40°/60°/90° 15×55°/15×30°/15×45° 4×50°/13×40°/30×60°	1.3 kg	195×130×70mm	1.5 kg/230×210×130(1pcs/box) 8.2 kg/440×350×250(6pcs/box)

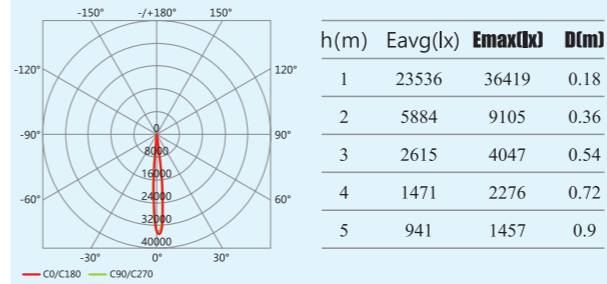
### L02C-006D 14W 3°



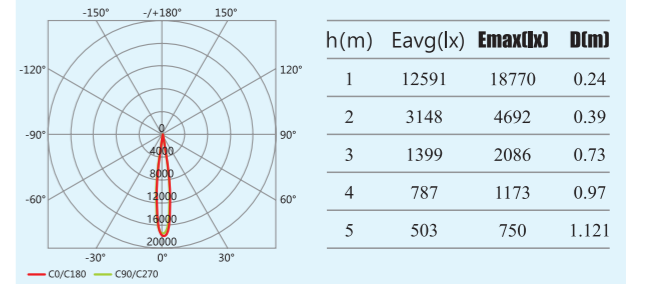
### L02C-006D 14W 5°



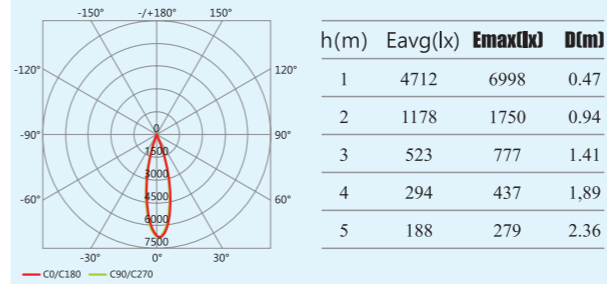
### L02C-008D 16W 10°



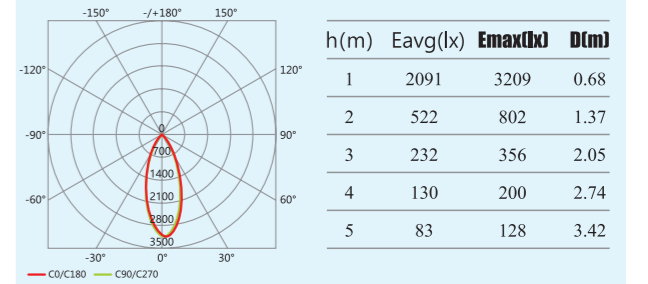
### L02C-008D 16W 15°



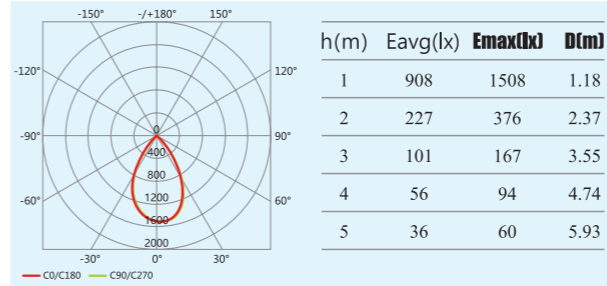
### L02C-008D 16W 25°



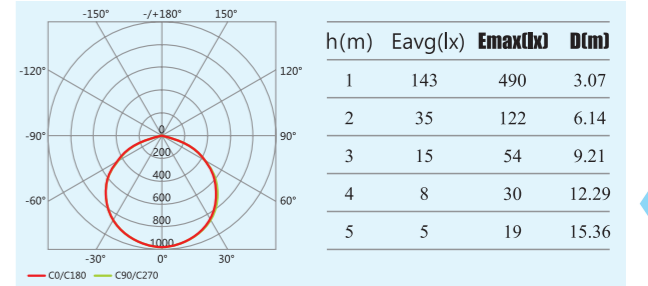
### L02C-008D 16W 40°



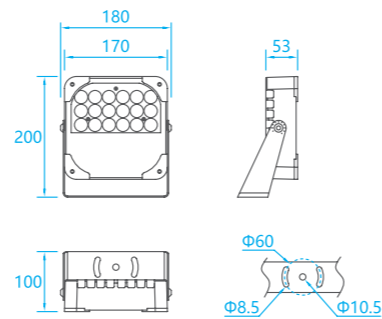

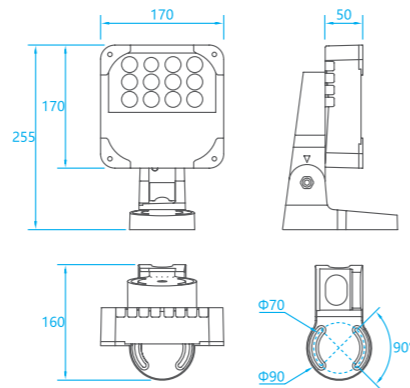

### L02C-008D 16W 60°



### L02C-008D 16W 90°



# 天玺 L02C-B 超级配光



## L02C-004B

	Rated Power	Input Voltage	LED Quantity	Luminous Flux	Optical Angle	Net Weight	Lamp Size	Gross Weight/Packing Size
	40 W	AC 220V	4pcs/RGBW	1424 lm	15°/25°/40°/60°	2.4 kg	255×170×160mm	2.6 kg/320×270×190(1pcs/box) 9.9 kg/540×370×320(4pcs/box)

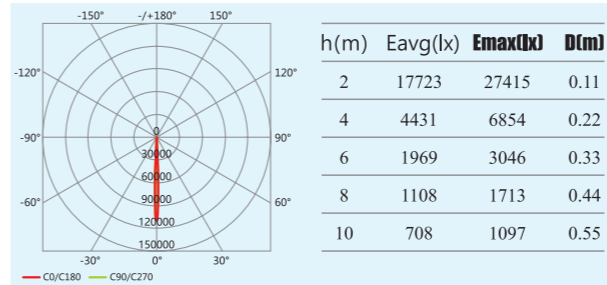
## L02C-008B

	Rated Power	Input Voltage	LED Quantity	Luminous Flux	Optical Angle	Net Weight	Lamp Size	Gross Weight/Packing Size
3000/4000/5700K 	25 W	AC 220V	8 pcs	1625 lm	3°/5°	2.4 kg	255×170×160mm	2.6 kg/320×270×190(1pcs/box) 9.9 kg/540×370×320(4pcs/box)

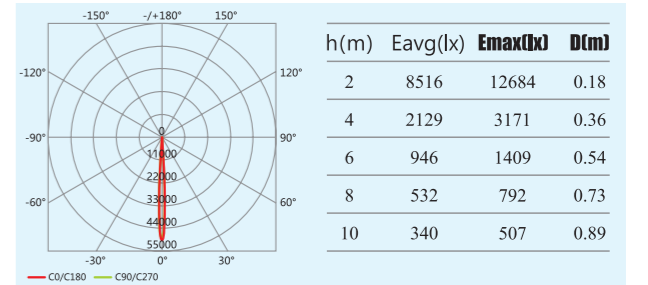
## L02C-018B

	Rated Power	Input Voltage	LED Quantity	Luminous Flux	Optical Angle	Net Weight	Lamp Size	Gross Weight/Packing Size
3000/4000K/RGB 	40 W	AC 220V	18 pcs	3817 lm	7°/10°/15°/25°/40°/60°/90° 15°/55°/15°/30°/15°/45° 4°/50°/13°/40°/30°/60°	2.5 kg	255×170×160mm	2.7 kg/320×270×190(1pcs/box) 10.3 kg/540×370×320(4pcs/box)

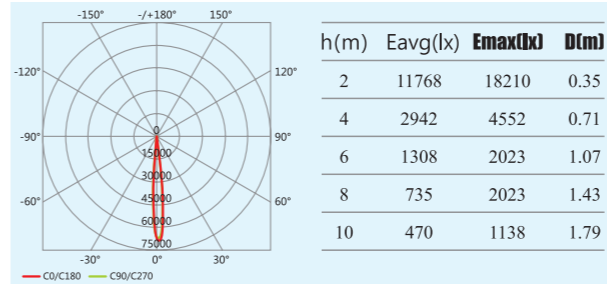
### L02C-008B 25W 3°



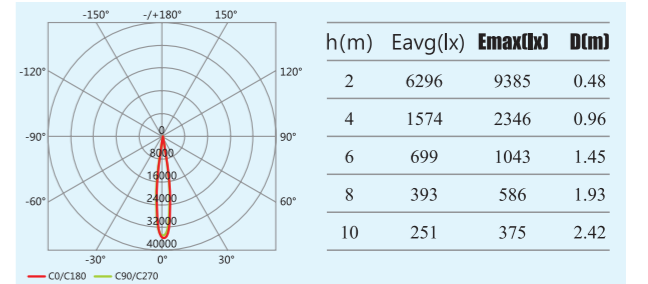
### L02C-008B 25W 5°



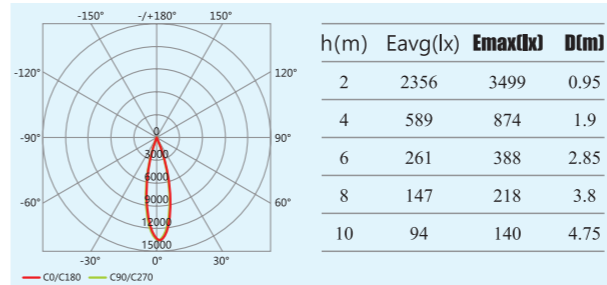
### L02C-018B 40W 10°



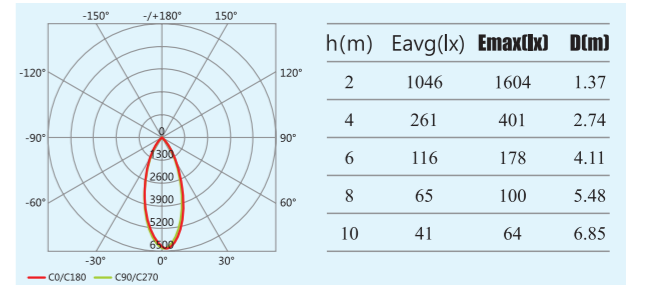
### L02C-018B 40W 15°



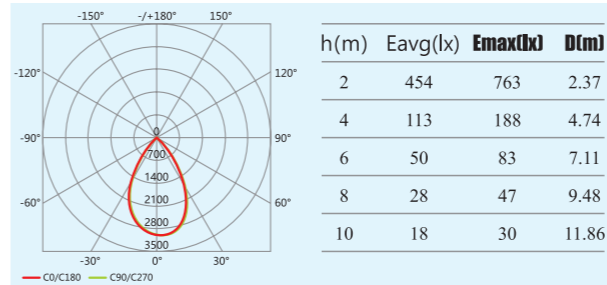
### L02C-018B 40W 25°



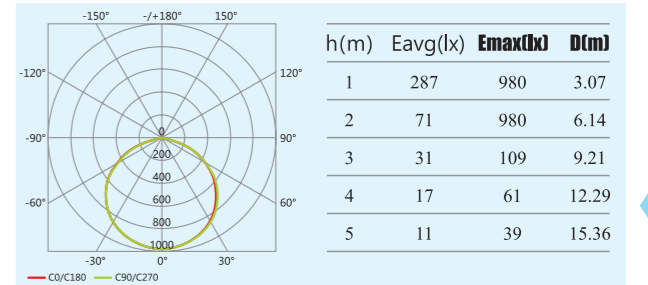
### L02C-018B 40W 40°



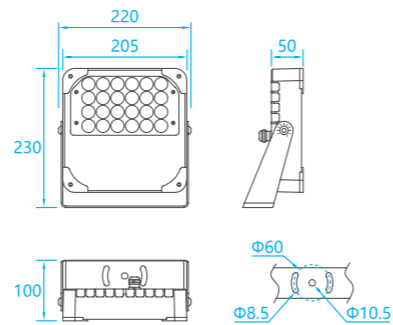

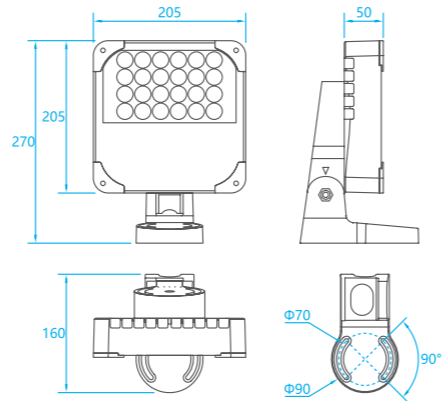

### L02C-018B 40W 60°



### L02C-018B 40W 90°



# 天玺 超级配光 L02C-A



## L02C-006A

	Rated Power	Input Voltage	LED Quantity	Luminous Flux	Optical Angle	Net Weight	Lamp Size	Gross Weight/Packing Size
	60 W	AC 220V	6pcs/RGBW	2142 lm	15°/25°/40°/60°	3.4 kg	270×205×160mm	3.2 kg/340×340×190(1pcs/box) 14.9 kg/520×390×260(4pcs/box)

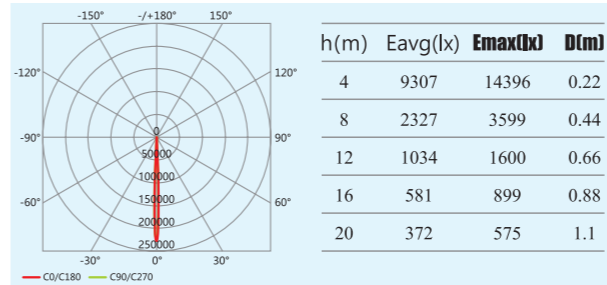
## L02C-012A

	Rated Power	Input Voltage	LED Quantity	Luminous Flux	Optical Angle	Net Weight	Lamp Size	Gross Weight/Packing Size
3000/4000/5700K 	40 W	AC 220V	12 pcs	2728 lm	3°/5°	3.2 kg	270×205×160mm	3.5 kg/340×340×190(1pcs/box) 14.1 kg/520×390×260(4pcs/box)

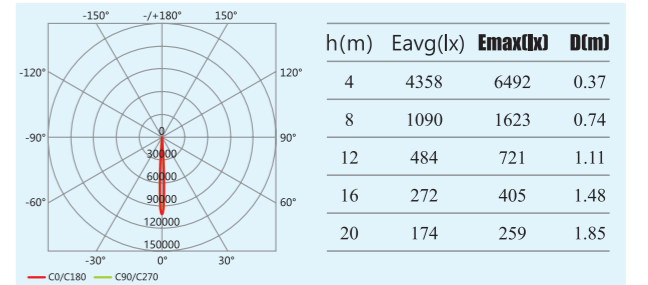
## L02C-024A

	Rated Power	Input Voltage	LED Quantity	Luminous Flux	Optical Angle	Net Weight	Lamp Size	Gross Weight/Packing Size
3000/4000K/RGBW 	60 W	AC 220V	24 pcs	5192 lm	7°/10°/15°/25°/40°/60°/90° 15×55°/15×30°/15×45° 4×50°/13×40°/30×60°	3.2 kg	270×205×160mm	3.5 kg/340×340×190(1pcs/box) 14.1 kg/520×390×260(4pcs/box)

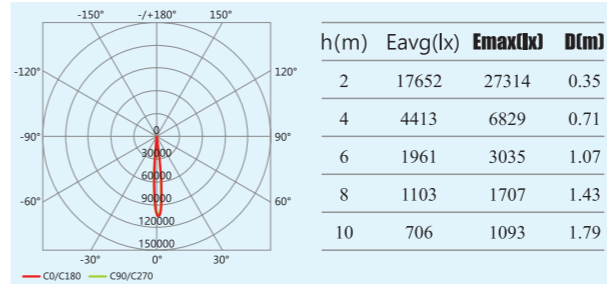
### L02C-012A 40W 3°



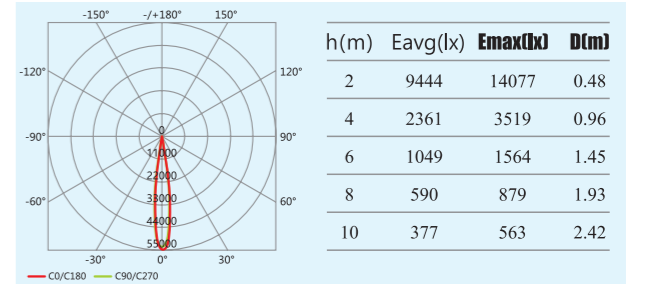
### L02C-012A 40W 5°



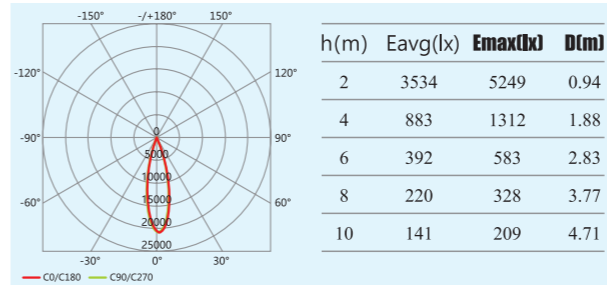
### L02C-024A 60W 7°



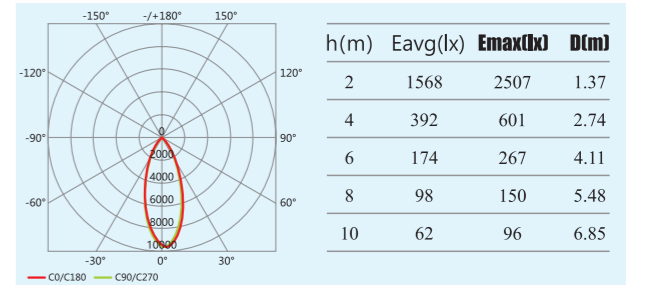
### L02C-024A 60W 15°



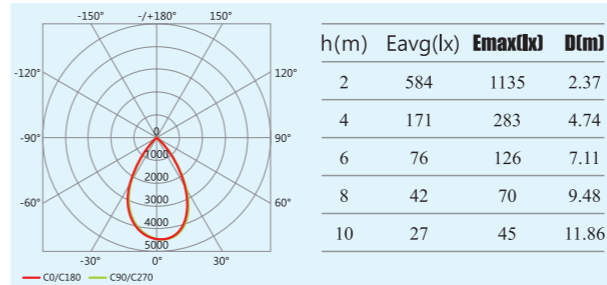
### L02C-024A 60W 25°



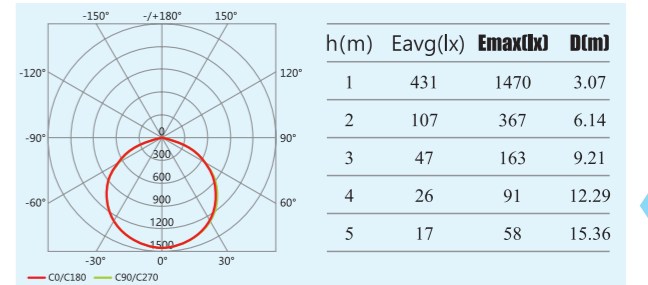
### L02C-024A 60W 40°



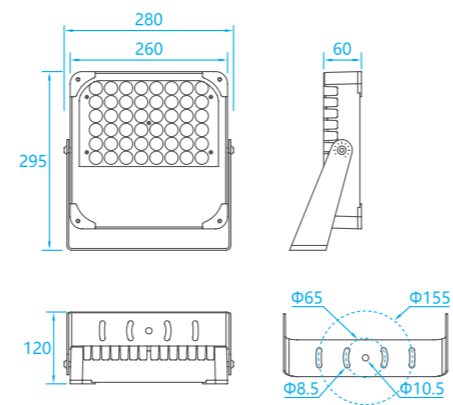

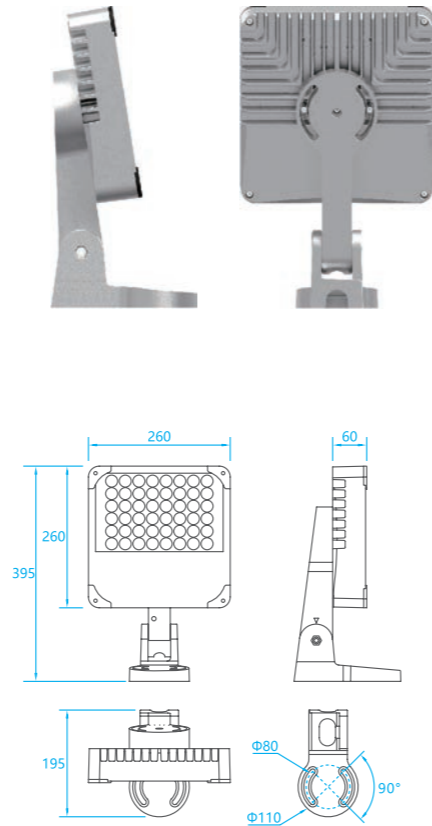
### L02C-024A 60W 60°



### L02C-024A 60W 90°



天玺 超级配光 L02C-C



L02C-009C

	Rated Power	Input Voltage	LED Quantity	Luminous Flux	Optical Angle	Net Weight	Lamp Size	Gross Weight/Packing Size
	80 W	AC 220V	9pcs/RGBW	2752 lm	15°/25°/40°/60°	5.8 kg	395×260×195mm	6.1 kg/430×240×300(1pcs/box) 12.7 kg/480×460×420(2pcs/box)

L02C-012C

	Rated Power	Input Voltage	LED Quantity	Luminous Flux	Optical Angle	Net Weight	Lamp Size	Gross Weight/Packing Size
	100 W	AC 220V	12pcs/RGBW	3670 lm	15°/25°/40°/60°	5.9 kg	395×260×195mm	6.2 kg/430×240×300(1pcs/box) 12.9 kg/520×390×260(2pcs/box)

L02C-024C

	Rated Power	Input Voltage	LED Quantity	Luminous Flux	Optical Angle	Net Weight	Lamp Size	Gross Weight/Packing Size
	80 W	AC 220V	24 pcs	5279 lm	3°/5°	5.8 kg	395×260×195mm	6.1 kg/430×240×300(1pcs/box) 12.7 kg/520×390×260(2pcs/box)

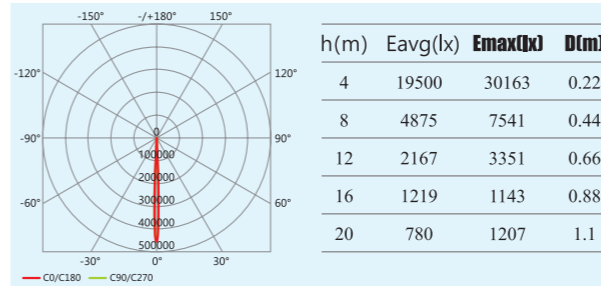
L02C-036C

	Rated Power	Input Voltage	LED Quantity	Luminous Flux	Optical Angle	Net Weight	Lamp Size	Gross Weight/Packing Size
	80 W	AC 220V	36 pcs	7400 lm	7°/10°/15°/25°/40°/60°/90° 15°/55°/15°/30°/15°/45° 4°/50°/13°/40°/30°/60°	5.8 kg	395×260×195mm	6.1 kg/430×240×300(1pcs/box) 12.7 kg/520×390×260(2pcs/box)

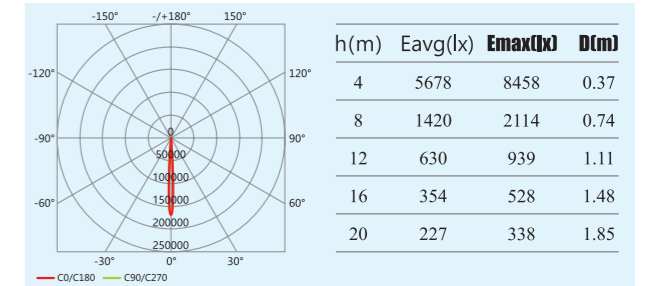
L02C-048C

	Rated Power	Input Voltage	LED Quantity	Luminous Flux	Optical Angle	Net Weight	Lamp Size	Gross Weight/Packing Size
	100 W	AC 220V	48 pcs	9867 lm	7°/10°/15°/25°/40°/60°/90° 15°/55°/15°/30°/15°/45° 4°/50°/13°/40°/30°/60°	5.9 kg	395×260×195mm	6.2 kg/430×240×300(1pcs/box) 12.9 kg/520×390×260(2pcs/box)

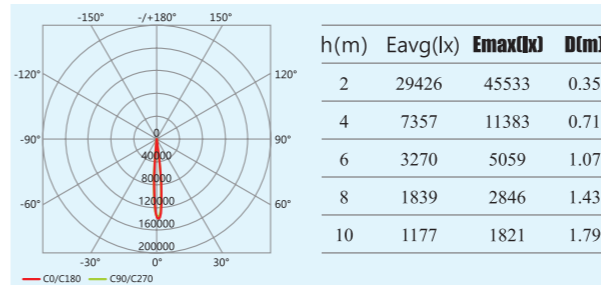
L02C-024C 80W 3°



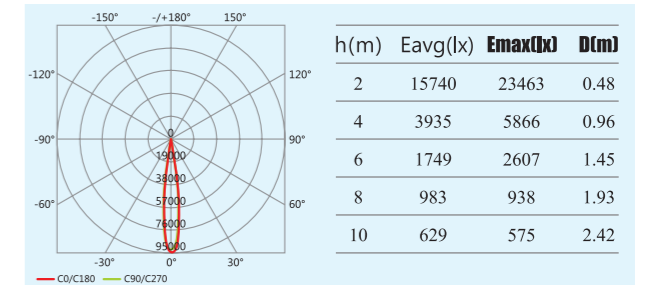
L02C-024C 80W 5°



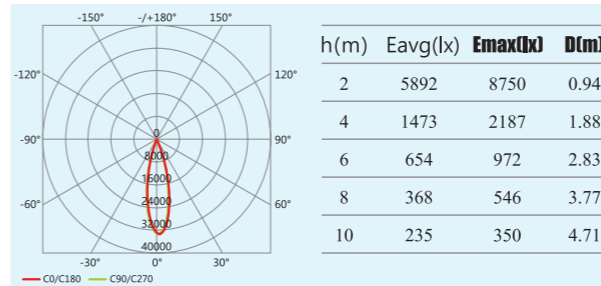
L02C-048C 100W 7°



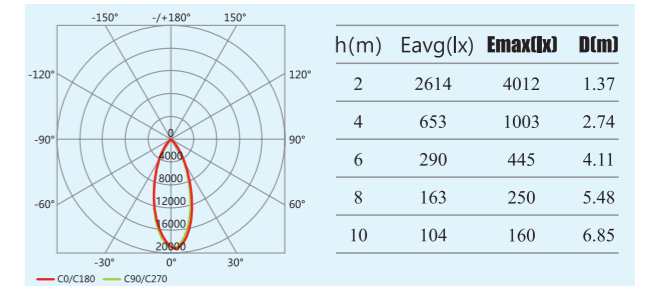
L02C-048C 100W 15°



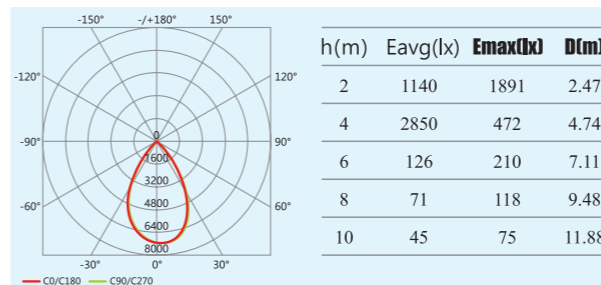
L02C-048C 100W 25°



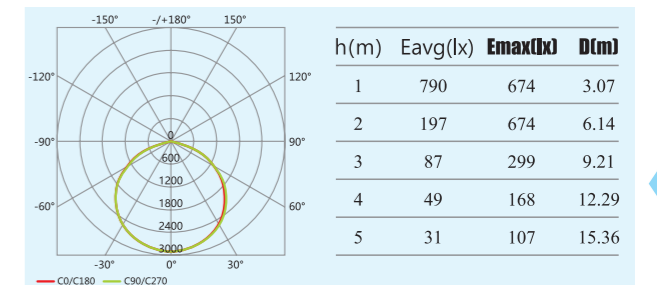
L02C-048C 100W 40°




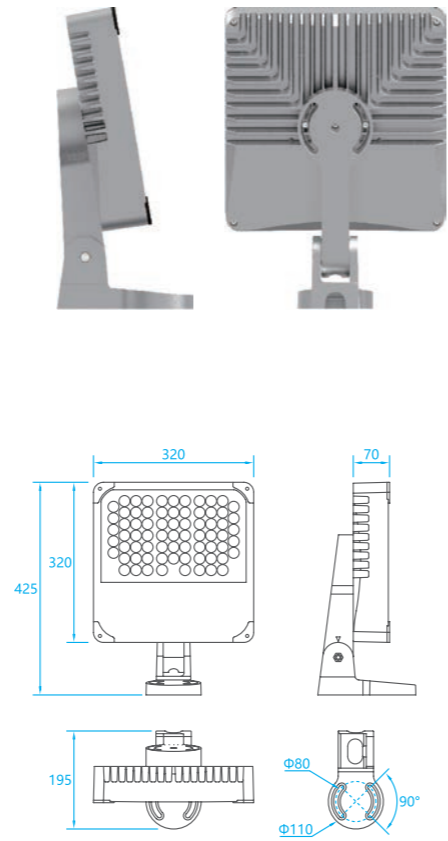
L02C-048C 100W 60°



L02C-048C 100W 90°



# 天玺 L02C-E 超级配光



## L02C-016E

	Rated Power	Input Voltage	LED Quantity	Luminous Flux	Optical Angle	Net Weight	Lamp Size	Gross Weight/Packing Size
	120 W	AC 220V	16pcs/RGBW	4340 lm	15°/25°/40°/60°	7.9 kg	425×320×195mm	9.1 kg/520×390×260(1pcs/box)

## L02C-020E

	Rated Power	Input Voltage	LED Quantity	Luminous Flux	Optical Angle	Net Weight	Lamp Size	Gross Weight/Packing Size
	150 W	AC 220V	20pcs/RGBW	5425 lm	15°/25°/40°/60°	8.0 kg	425×320×195mm	9.2 kg/520×390×260(1pcs/box)

## L02C-032E

	Rated Power	Input Voltage	LED Quantity	Luminous Flux	Optical Angle	Net Weight	Lamp Size	Gross Weight/Packing Size
	100 W	AC 220V	32 pcs	6779 lm	3°/5°	7.9 kg	425×320×195mm	9.1 kg/520×390×260(1pcs/box)

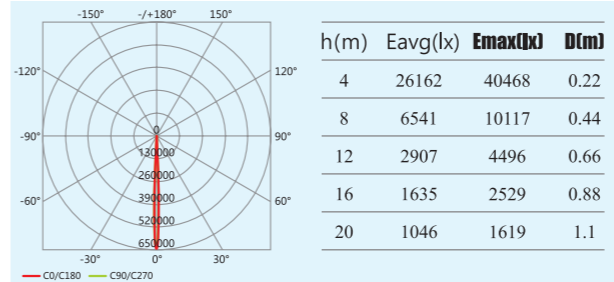
## L02C-056E

	Rated Power	Input Voltage	LED Quantity	Luminous Flux	Optical Angle	Net Weight	Lamp Size	Gross Weight/Packing Size
	120 W	AC 220V	56 pcs	11503 lm	7°/10°/15°/25°/40°/60°/90° 15×55°/15×30°/15×45° 4×50°/13×40°/30×60°	7.9 kg	425×320×195mm	9.1 kg/520×390×260(1pcs/box)

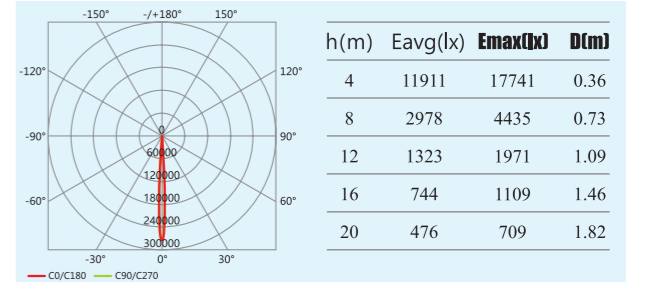
## L02C-072E

	Rated Power	Input Voltage	LED Quantity	Luminous Flux	Optical Angle	Net Weight	Lamp Size	Gross Weight/Packing Size
	150 W	AC 220V	72 pcs	14791 lm	7°/10°/15°/25°/40°/60°/90° 15×55°/15×30°/15×45° 4×50°/13×40°/30×60°	8.0 kg	425×320×195mm	9.2 kg/520×390×260(1pcs/box)

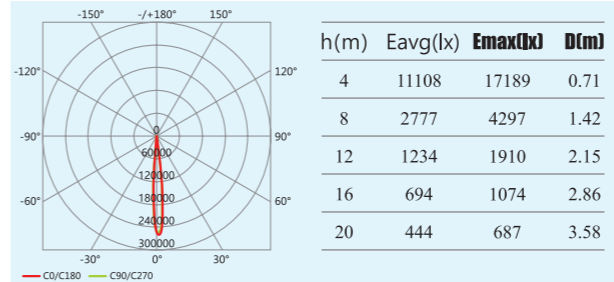
### L02C-032E 100W 3°



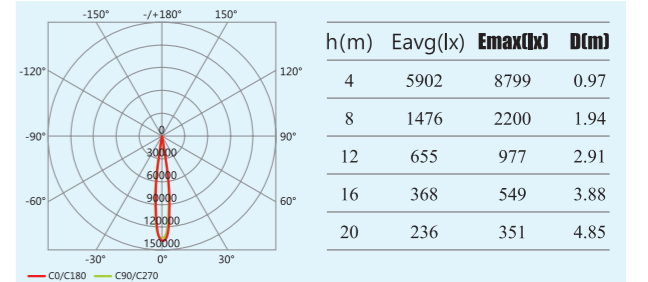
### L02C-032E 100W 5°



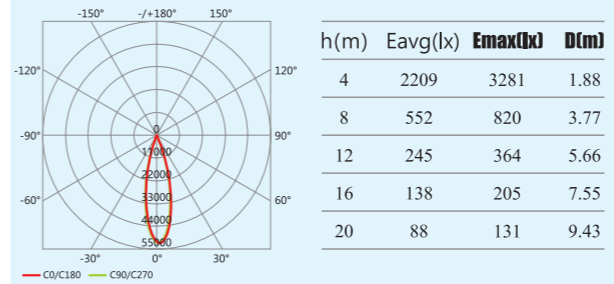
### L02C-072E 150W 7°



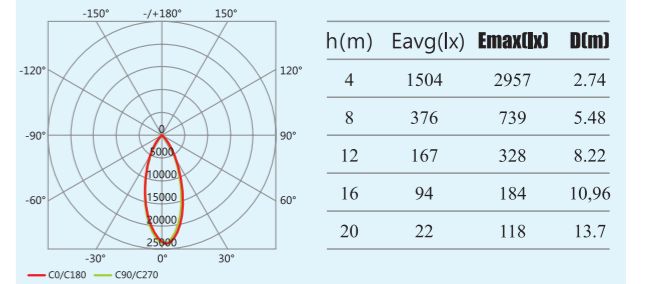
### L02C-072E 150W 15°



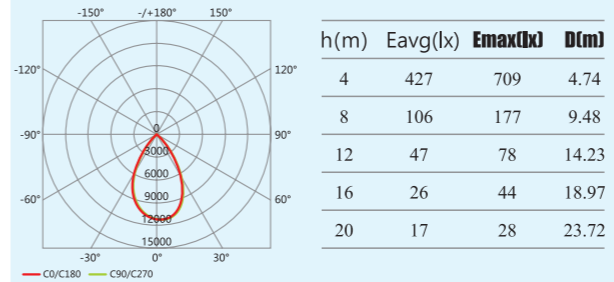
### L02C-072E 150W 25°



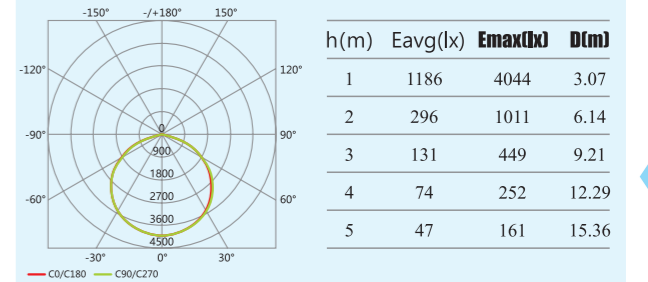
### L02C-072E 150W 40°



### L02C-072E 150W 60°



### L02C-072C 150W 90°

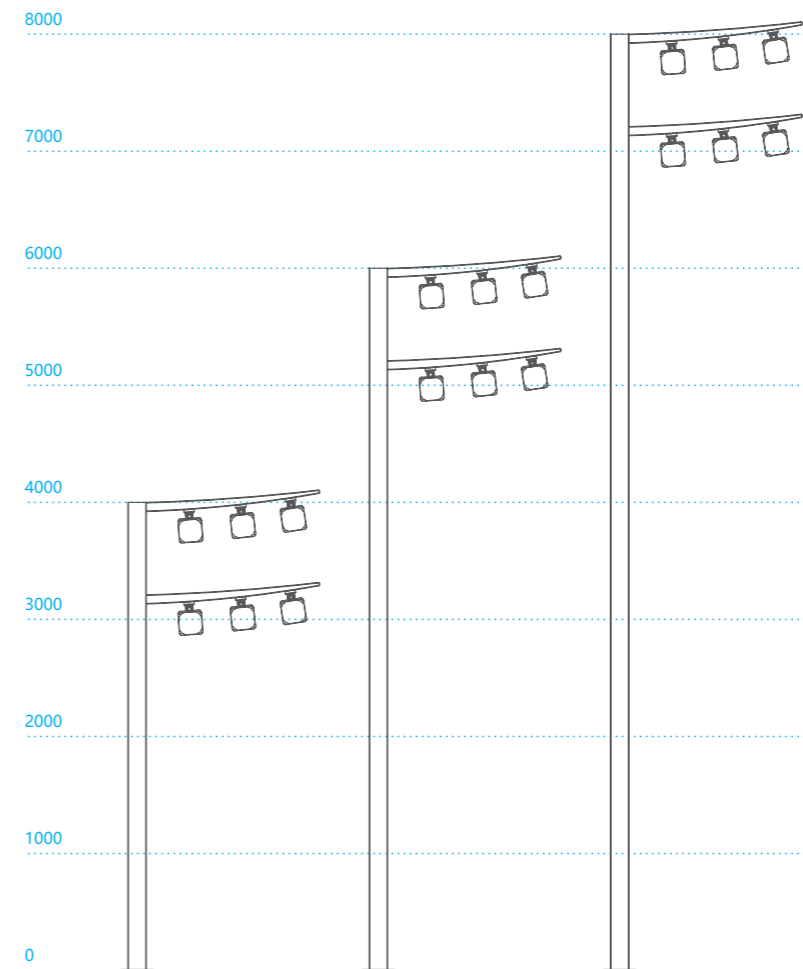
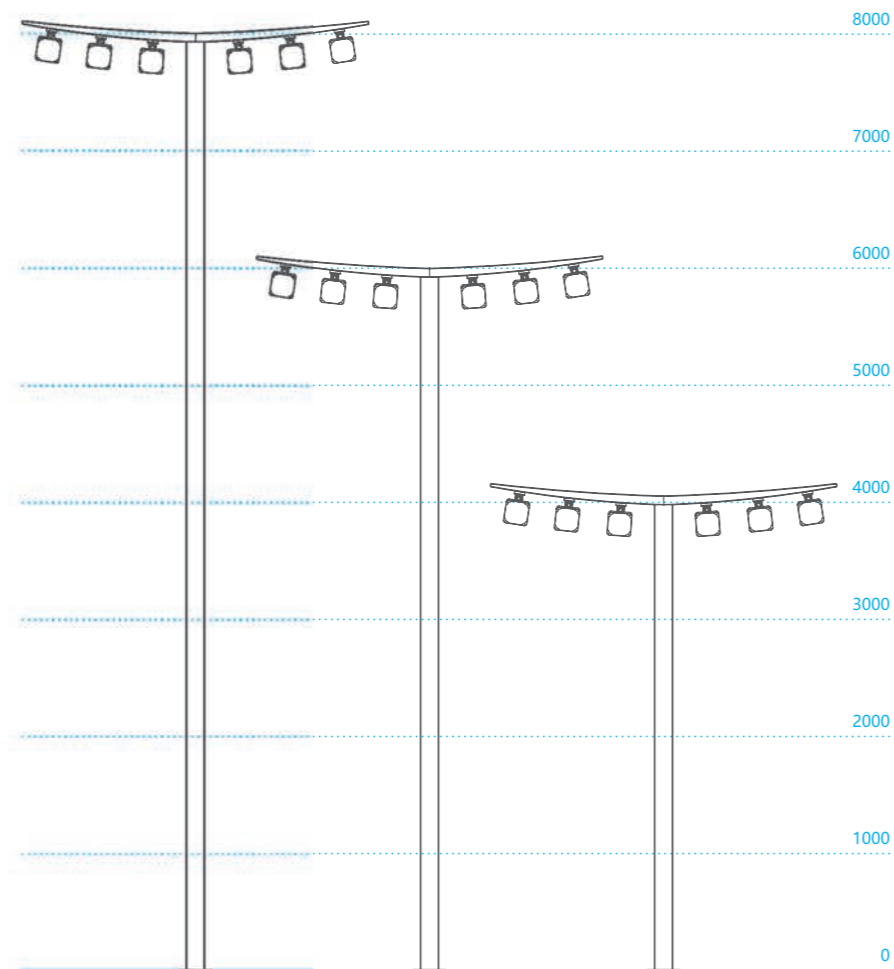


# AT1



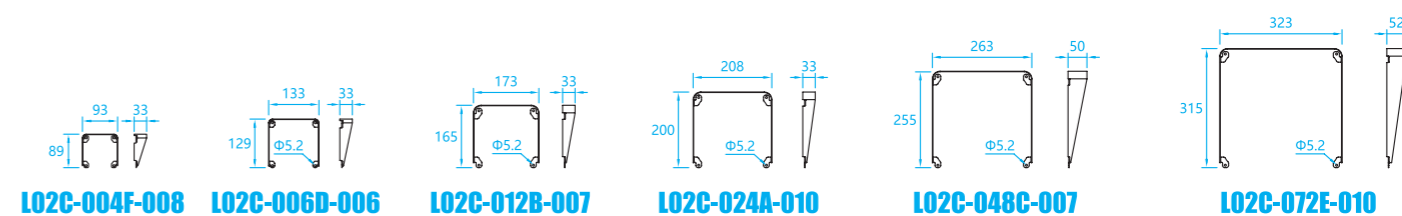
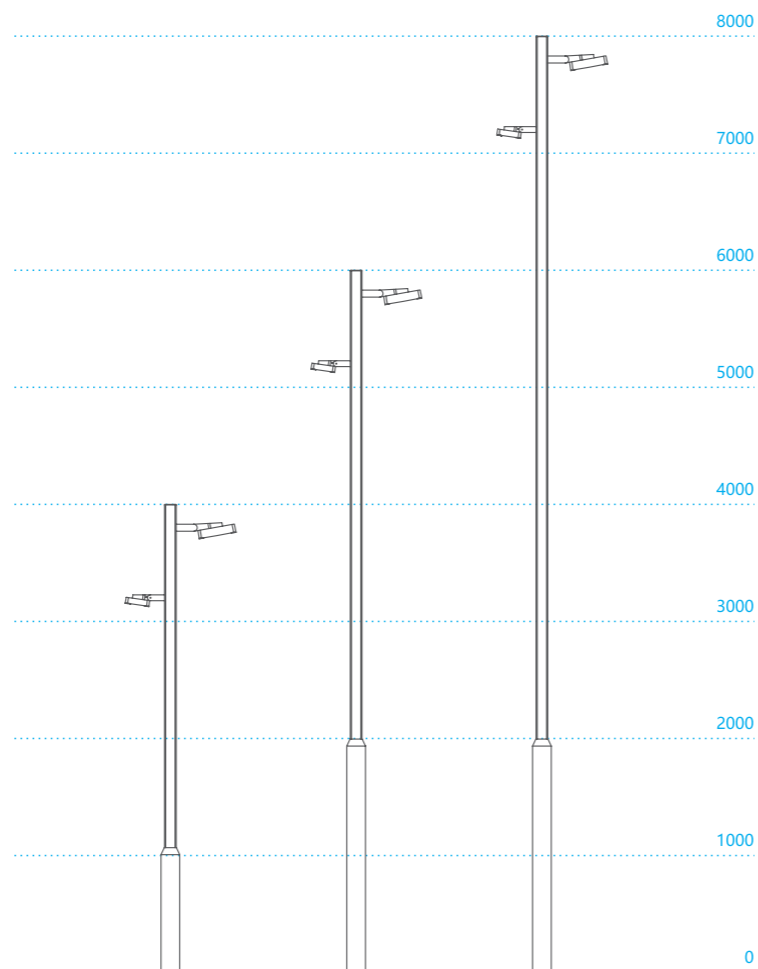

# AT9



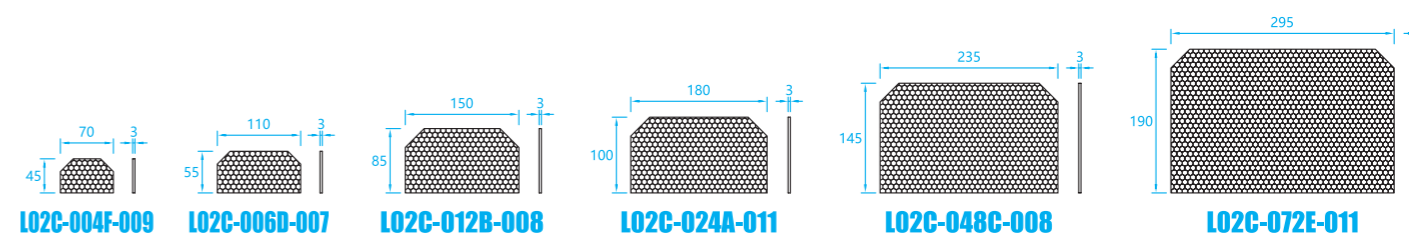


配件 ACCESSORY

外置遮光罩 External anti-glare cover

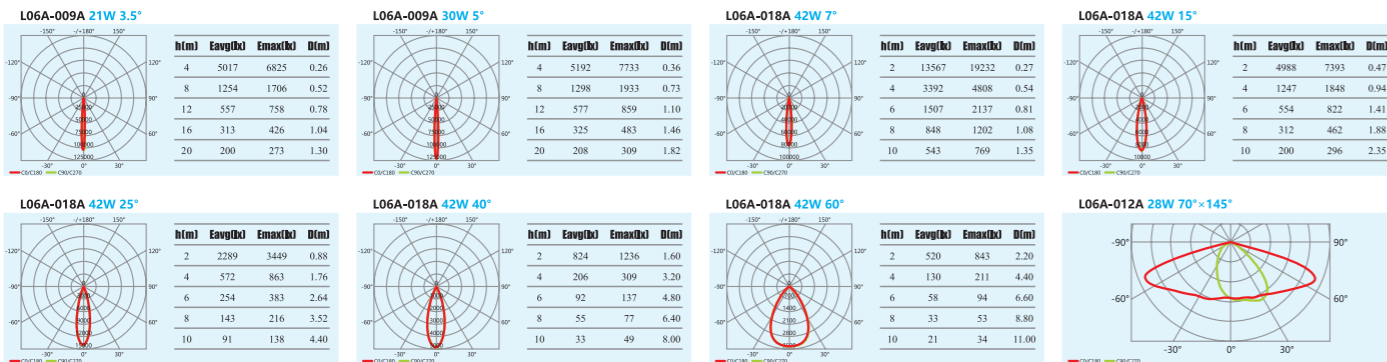
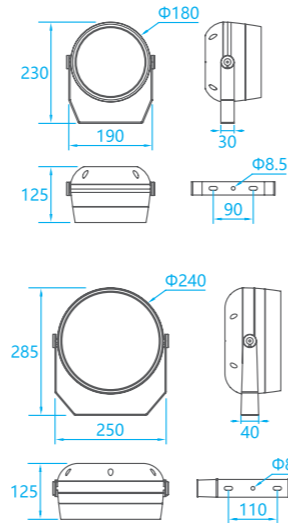


内置蜂窝防眩网 Honeycomb net for anti-glare





## 精灵I投光灯 AT9



Model	Rated Power	Input Voltage	LED Quantity	Luminous Flux	Optical Angle	Net Weight	Lamp Size	Packing Size/Gross Weight
L06A-009A	3000/4000K/RGB 30 W	AC 220V	9 pcs	2476 lm	5°	2.6 kg	180×180×230mm	2.9kg/325×275×245mm(1pcs/box)
	21 W			1598 lm	7°/15°/25°/40°/60°			12.1kg/455×455×300mm(4pcs/box)

Model	Rated Power	Input Voltage	LED Quantity	Luminous Flux	Optical Angle	Net Weight	Lamp Size	Packing Size/Gross Weight
L06A-012A	3000/4000K/RGB 14 W	AC 220V	12 pcs	1203 lm	7°/15°/25°/40°/60°	2.6 kg	180×180×230mm	2.9kg/325×275×245mm(1pcs/box)
	28 W			2165 lm	12.1kg/455×455×300mm(4pcs/box)			

Model	Rated Power	Input Voltage	LED Quantity	Luminous Flux	Optical Angle	Net Weight	Lamp Size	Packing Size/Gross Weight
L06A-018A	3000/4000K/RGB 21 W	AC 220V	18 pcs	1815 lm	7°/15°/25°/40°/60°	2.7 kg	180×180×230mm	3.2kg/325×275×245mm(1pcs/box)
	42 W			3283 lm	13.1kg/455×455×300mm(4pcs/box)			

Model	Rated Power	Input Voltage	LED Quantity	Luminous Flux	Optical Angle	Net Weight	Lamp Size	Packing Size/Gross Weight
L06A-024A	3000/4000K/RGBW 50 W	AC 220V	24 pcs	4877 lm	15°/25°/40°/60°	2.6 kg	180×180×230mm	3.3kg/325×275×245mm(1pcs/box)
	72 W			5429 lm	11.2kg/630×365×295mm(2pcs/box)			

Model	Rated Power	Input Voltage	LED Quantity	Luminous Flux	Optical Angle	Net Weight	Lamp Size	Packing Size/Gross Weight
L06A-018C	3000/4000K/RGB 40 W	AC 220V	18 pcs	2510 lm	3.5°	4.8 kg	240×240×285mm	5.0kg/360×330×280mm(1pcs/box)
	60 W			4370 lm	5°			10.6kg/630×365×295mm(2pcs/box)

Model	Rated Power	Input Voltage	LED Quantity	Luminous Flux	Optical Angle	Net Weight	Lamp Size	Packing Size/Gross Weight
L06A-024C	3000/4000K/RGBW 60 W	AC 220V	24 pcs	4558 lm	7°/15°/25°/40°/60°	5.1 kg	240×240×285mm	5.3kg/360×330×280mm(1pcs/box)
	72 W			5429 lm	11.2kg/630×365×295mm(2pcs/box)			

Model	Rated Power	Input Voltage	LED Quantity	Luminous Flux	Optical Angle	Net Weight	Lamp Size	Packing Size/Gross Weight
L06A-036C	3000/4000K/RGBW 80 W	AC 220V	36 pcs	6516 lm	7°/15°/25°/40°/60°	5.2 kg	240×240×285mm	5.4kg/360×330×280mm(1pcs/box)
	90 W			6963 lm	11.3kg/630×365×295mm(2pcs/box)			

## 精灵II投光灯

**AU9** Building column projector  
应用九:

### 建筑柱体照明

P 063 >>>

**AU10** Building washer & projector  
应用十:

### 建筑投洗照明

P 065 >>>

**AU14** Focus lighting  
应用十四:

### 重点照明

P 073 >>>

**AU11** Building flood lighting  
应用十一:

### 建筑泛光照明

P 067 >>>



**AU13** Arch lighting  
应用十三:

### 建筑双面照明

P 071 >>>



**AU12** Building facade projector  
应用十二:

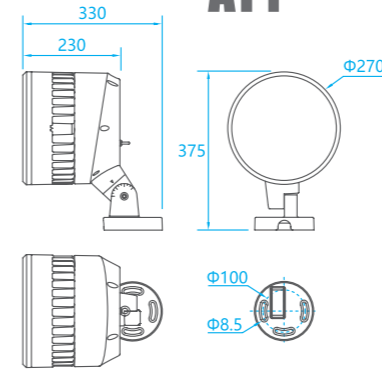
### 建筑切光照明

P 069 >>>

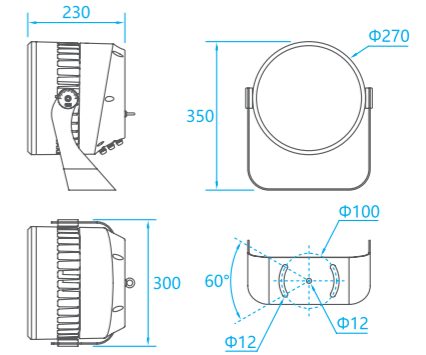
# 幻影投光灯 L08A



AT1




AT9




L08A系列投光灯，采用低铜耐腐蚀铝合金以及表面静电喷涂工艺，安装方式提供了AT1和AT9两种，可供不同需求场景选择，透镜角度的选择从3°~90°以及丰富的扁光来应对各种场景照明需求。本产品可应用于公园广场，建筑立面，重点对象，以及超窄角度的远距离投射等。


L08A series floodlights are made of low-copper corrosion-resistant aluminum alloy and surface electrostatic spraying process. Two installation methods are provided, AT1 and AT9, which can be selected for different demand scenarios. The lens angle can be selected from 3°~90° and a variety of flat light to meet the lighting needs of various scenes. This product can be applied to park squares, building facades, key objects, and long-distance projection with ultra-narrow angles.



L08A-030AP3.3L



L08A-018AP4.0L



L08A-072AP3.3L

搭载风冷技术 Equipped with air cooling technology



磁吸转向功能  
Magnetic steering function



### L08A-030AP3.3L

	Rated Power	Input Voltage	LED Quantity	Luminous Flux	Optical Angle	Net Weight	Lamp Size	Gross Weight/Packing Size
3000/4000/5700K	100 W	AC 220V	30 pcs	8395 lm	3°	9.6 kg	330×Φ270×375mm	10.6kg/385×320×435(1pcs/box)
	150 W			12675 lm	5°			

### L08A-048AP2.2L

	Rated Power	Input Voltage	LED Quantity	Luminous Flux	Optical Angle	Net Weight	Lamp Size	Gross Weight/Packing Size
3000/4000K/RGBW	100 W	AC 220V	48 pcs	8995 lm	10°/15°/25°/40°/60°	9.5 kg	330×Φ270×375mm	10.5kg/385×320×435(1pcs/box)

### L08A-072AP2.2L

	Rated Power	Input Voltage	LED Quantity	Luminous Flux	Optical Angle	Net Weight	Lamp Size	Gross Weight/Packing Size
3000/4000K/RGBW	150 W	AC 220V	72 pcs	13495 lm	10°/15°/25°/40°/60°	9.6 kg	330×Φ270×375mm	10.6kg/385×320×435(1pcs/box)

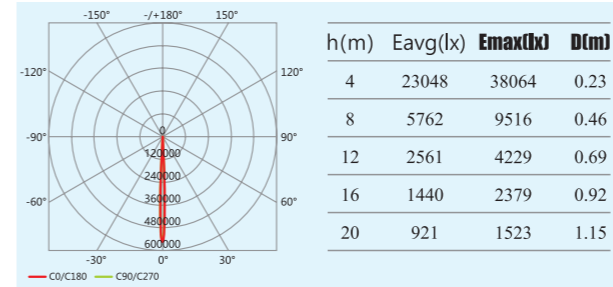
### L08A-018AP4.0L (200W 风冷Fan)

	Rated Power	Input Voltage	LED Quantity	Luminous Flux	Optical Angle	Net Weight	Lamp Size	Gross Weight/Packing Size
	200 W	AC 220V	18pcs/RGBW	8867 lm	15°/25°/40°/60°	9.8 kg	330×Φ270×375mm	10.8kg/385×320×435(1pcs/box)

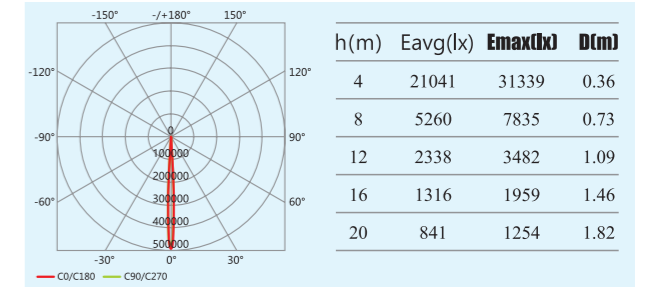
### L08A-072AP3.3L (200W~300W 风冷Fan)

	Rated Power	Input Voltage	LED Quantity	Luminous Flux	Optical Angle	Net Weight	Lamp Size	Gross Weight/Packing Size
3000/4000/5700K	200 W	AC 220V	72 pcs	19980 lm	10°/15°/25°/40°/60°	9.7 kg	330×Φ270×375mm	10.8kg/385×320×435(1pcs/box)
	240 W			22058 lm		9.9 kg		10.9kg/385×320×435(1pcs/box)
	300 W			24415 lm		10.3 kg		11.3kg/385×320×435(1pcs/box)

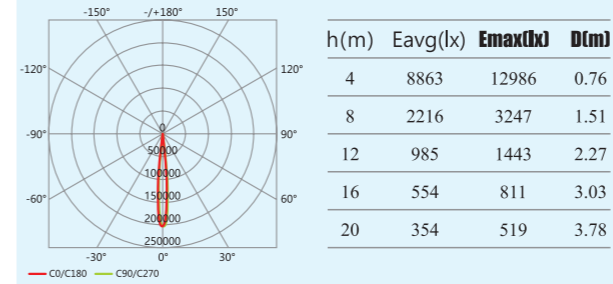
#### L08A-030A 100W 3°



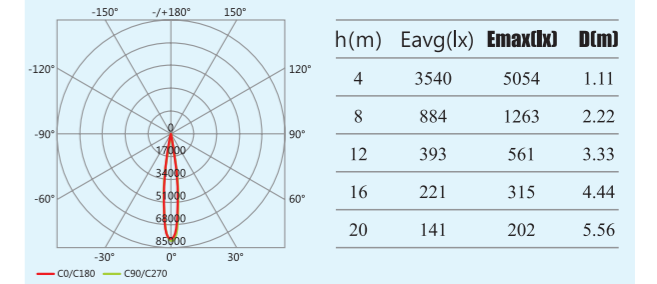
#### L08A-030A 150W 5°



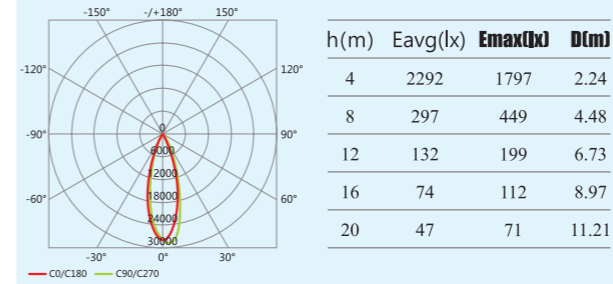
#### L08A-072A 150W 10°



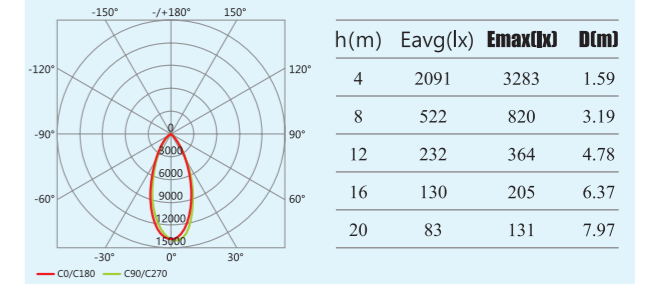
#### L08A-030A 150W 15°



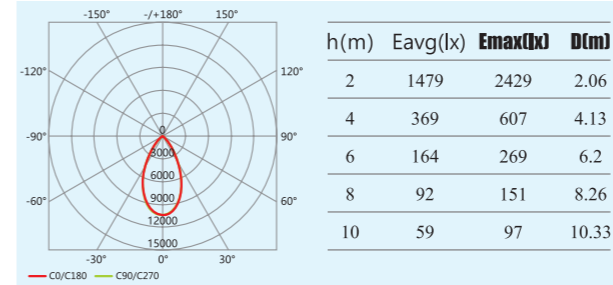
#### L08A-072A 150W 25°



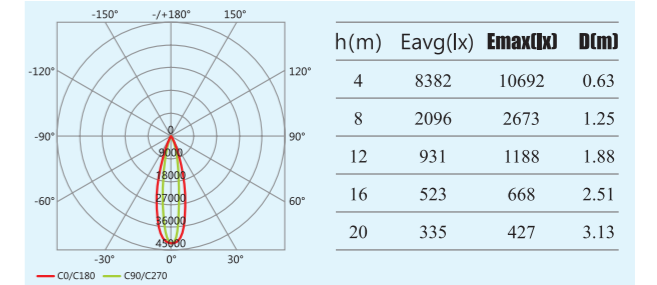
#### L08A-030A 150W 40°



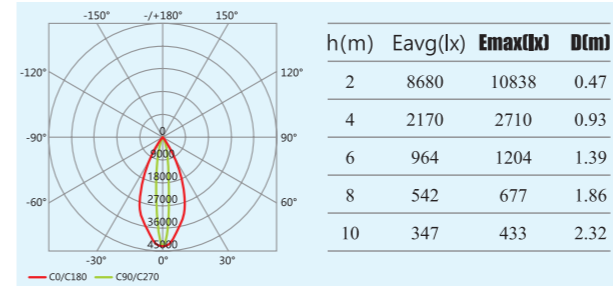
#### L08A-072A 150W 60°



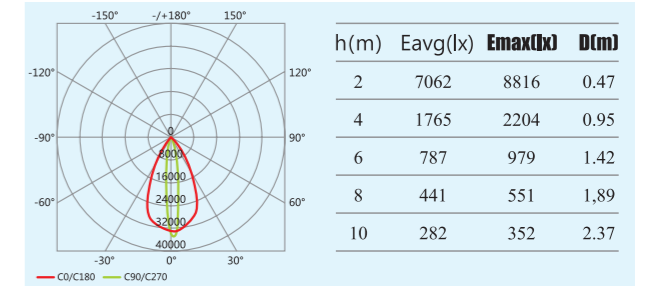
#### L08A-030A 150W 15×30°




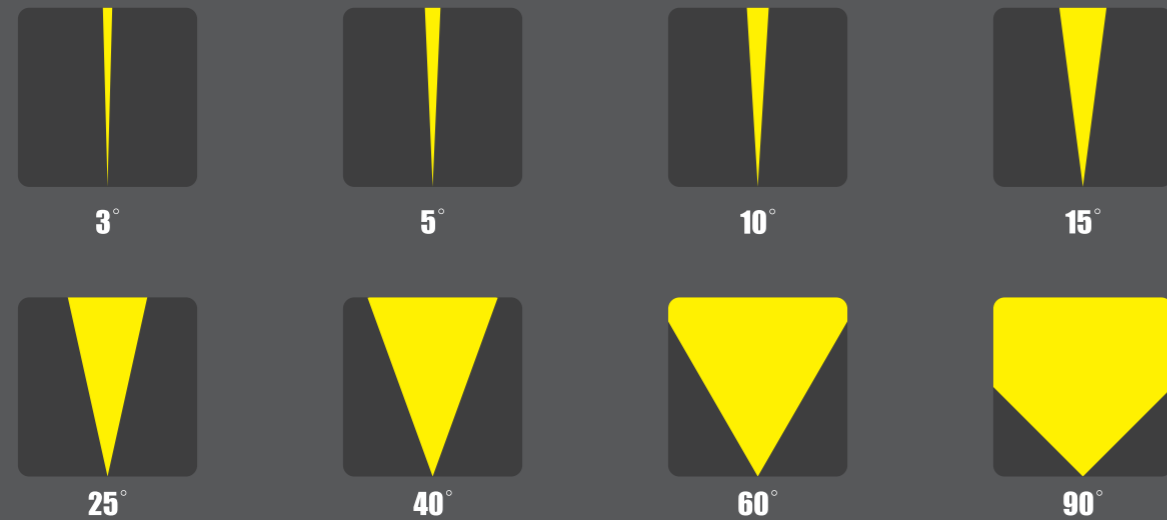
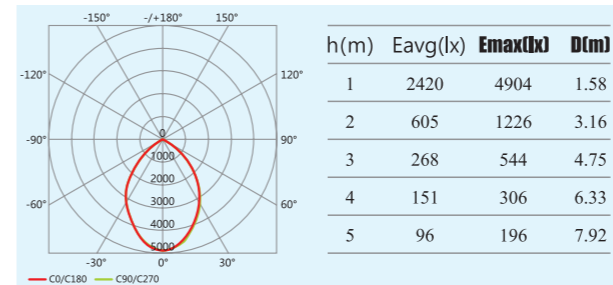
#### L08A-072A 150W 15×45°



#### L08A-030A 150W 15×55°



#### L08A-072A 150W 90°





功能照明

FUNCTIONAL LIGHTING



# L05A 波瀾 BILLOW

BILLOW IS BORN FOR A CITY ROAD


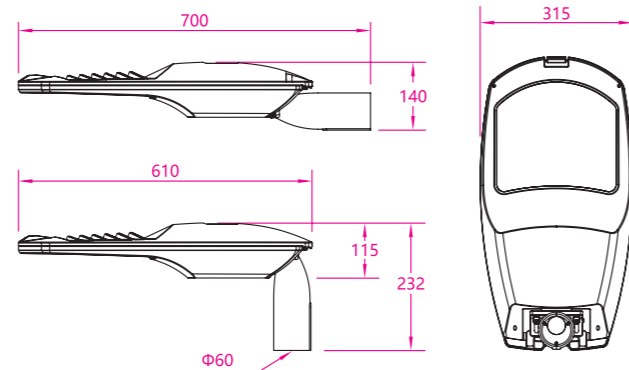
LED luminaire for street lighting  
LED 路灯



产品特性 Features

- 通过加载顶部智能控制端口，对每一盏路灯实现智能化感知控制，亮度传感器、第三方车流量、对单个路灯进行精确控制按需照明。
- 高显色LED光源，对色彩的还原度较大的提高,5万小时的长寿命。智能终端,可扩展实现与智能交通、环境监控、城市治理全方位联动。
- 每颗灯珠均有独立的散热器及独立的供电；IP66级的密封工艺，一步实现所需配光，防护耐候性静电喷塑，适合残酷户外应用环境。重量轻、故障率低、维护方便的优点。开箱操作简便，卡扣设计，一键开启，线路合理布局，维护简便。
- 整体流线型设计，优异的弧形导流一体化散热设计，竖向、横向多种角度可变安装。-10-100度可调高强度安装灯杆。

- BILLOW is born for a city road. She is energy-saving lamp products which comply with road lighting standards.
- Simple & Modern design with streamlined appearance make lamps corresponding with the city.
- Focus in every detail, simply clever was motto for our team.
- Ip66 protection with durable electrostatic spray which apply to harsh outdoor applications
- Tool free for open, reasonable layout design brings simple maintenance.



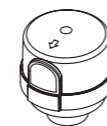
1. 流线形散热设计，散热效果好，导尘能力强。
2. 直角可调角度为0°,+5°,+10°,+15°；水平可调角度为-10°,-5°,0°,+5°,+10°,+15°。
3. 组合式光学镜头，各种光学特性适用于各种道路照明要求。
4. 断电保护插座，安全可靠。
5. 一键式开启结构，维护方便。
6. 操作简单，更换和维修，面板可拆卸。
7. 可插拔连接器。



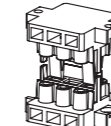
1. Arc shape cooling guide design result in effective heat dissipation and excellent guide dust removal ability.
2. Tilt Angle is 0°,+5°,+10°,+15° for post-top and -10°, -5°,0°,+5°,+10°,+15° for bracket.
3. Combined optical lens, a wide variety of optics feature apply to kinds of road lighting requirements.
4. Power-off protection socket, safe and reliable.
5. Non-slip open bracket, when in maintenance is not easy to fold or fade.
6. Simple operation for driver replace and maintenance, panel is removable.
7. Pluggable connector.



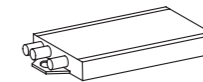
可选配件 Optional accessories



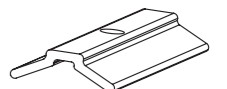
Photocell



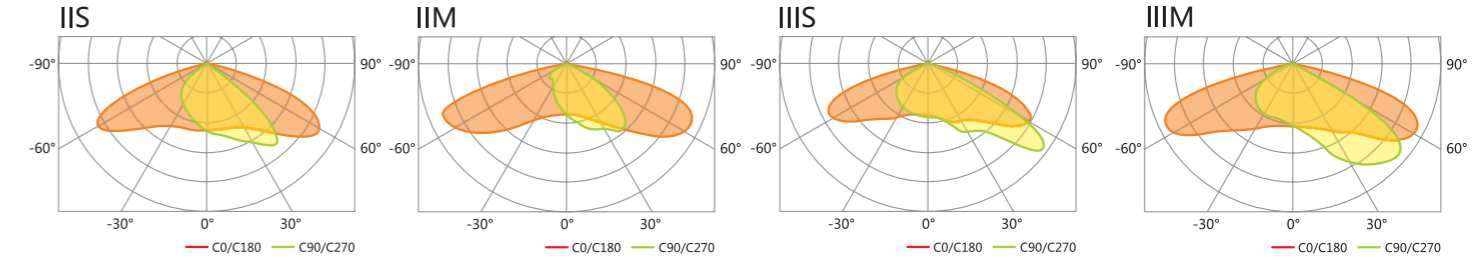
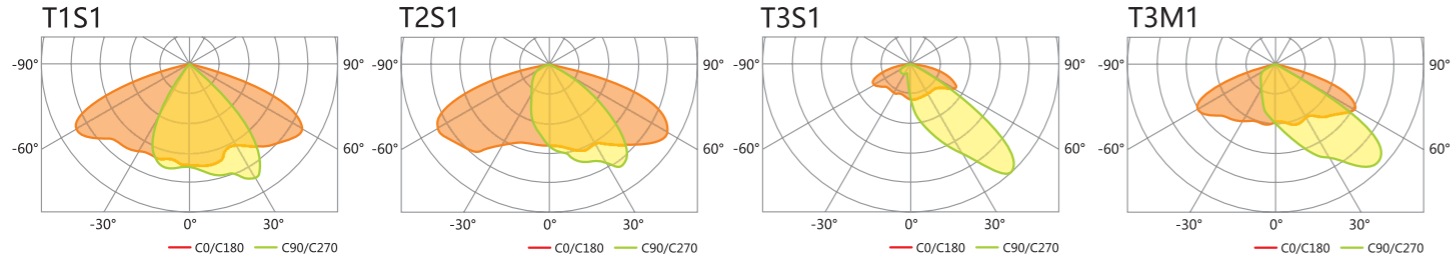
Power-off protection



Surge protection



Φ60mm to Φ48mm



**L05A-012AP2.2L**

Rated Power	Input Voltage	LED Quantity	Color Temperature	Luminous Flux	Installation Height	Net Weight/Gross Weight	Packing Size
28 W	AC180~277V 50/60Hz	12 pcs	3000 K	3190 lm	4~6 m	6.2 kg / 7.2kg	750×360×200mm
			4000 K	3415 lm			
			5000 K	3585 lm			

**L05A-012AP3.3L**

Rated Power	Input Voltage	LED Quantity	Color Temperature	Luminous Flux	Installation Height	Net Weight/Gross Weight	Packing Size
40 W	AC180~277V 50/60Hz	12 pcs	3000 K	4445 lm	4~6 m	6.2 kg / 7.2kg	750×360×200mm
			4000 K	4755 lm			
			5000 K	4995 lm			

**L05A-024AP1.6L**

Rated Power	Input Voltage	LED Quantity	Color Temperature	Luminous Flux	Installation Height	Net Weight/Gross Weight	Packing Size
40 W	AC180~277V 50/60Hz	24 pcs	3000 K	4675 lm	4~6 m	6.2 kg / 7.2kg	750×360×200mm
			4000 K	4995 lm			
			5000 K	5250 lm			

**L05A-024AP2.2L**

Rated Power	Input Voltage	LED Quantity	Color Temperature	Luminous Flux	Installation Height	Net Weight/Gross Weight	Packing Size
60 W	AC180~277V 50/60Hz	24 pcs	3000 K	6675 lm	6~8 m	6.3 kg / 7.3kg	750×360×200mm
			4000 K	7145 lm			
			5000 K	7505 lm			

**L05A-024AP3.3L**

Rated Power	Input Voltage	LED Quantity	Color Temperature	Luminous Flux	Installation Height	Net Weight/Gross Weight	Packing Size
80 W	AC180~277V 50/60Hz	24 pcs	3000 K	8175 lm	8~10 m	6.4 kg / 7.4kg	750×360×200mm
			4000 K	8750 lm			
			5000 K	9185 lm			

**L05A-036AP1.6L**

Rated Power	Input Voltage	LED Quantity	Color Temperature	Luminous Flux	Installation Height	Net Weight/Gross Weight	Packing Size
60 W	AC180~277V 50/60Hz	36 pcs	3000 K	7125 lm	6~8 m	6.3 kg / 7.3kg	750×360×200mm
			4000 K	7625 lm			
			5000 K	8015 lm			

**L05A-036AP2.2L**

Rated Power	Input Voltage	LED Quantity	Color Temperature	Luminous Flux	Installation Height	Net Weight/Gross Weight	Packing Size
80 W	AC180~277V 50/60Hz	36 pcs	3000 K	8890 lm	8~10 m	6.5 kg / 7.5kg	750×360×200mm
			4000 K	9505 lm			
			5000 K	9985 lm			

**L05A-048AP1.6L**

Rated Power	Input Voltage	LED Quantity	Color Temperature	Luminous Flux	Installation Height	Net Weight/Gross Weight	Packing Size
80 W	AC180~277V 50/60Hz	48 pcs	3000 K	9385 lm	8~10 m	6.5 kg / 7.5kg	750×360×200mm
			4000 K	10045 lm			
			5000 K	10545 lm			

**L05A-048AP2.2L**

Rated Power	Input Voltage	LED Quantity	Color Temperature	Luminous Flux	Installation Height	Net Weight/Gross Weight	Packing Size
100 W	AC180~277V 50/60Hz	48 pcs	3000 K	11120 lm	8~10 m	6.5 kg / 7.5kg	750×360×200mm
			4000 K	11895 lm			
			5000 K	12495 lm			

**L05A-036AP0.8M**

Rated Power	Input Voltage	LED Quantity	Color Temperature	Luminous Flux	Installation Height	Net Weight/Gross Weight	Packing Size
28 W	AC180~277V 50/60Hz	36 pcs	3000 K	2965 lm	4~6 m	5.8 kg / 6.8kg	750×360×200mm
			4000 K	3170 lm			
			5000 K	3335 lm			

**L05A-036AP1.1M**

Rated Power	Input Voltage	LED Quantity	Color Temperature	Luminous Flux	Installation Height	Net Weight/Gross Weight	Packing Size
40 W	AC180~277V 50/60Hz	36 pcs	3000 K	4045 lm	4~6 m	5.8 kg / 6.8kg	750×360×200mm
			4000 K	4325 lm			
			5000 K	4545 lm			

**L05A-072AP0.8M**

Rated Power	Input Voltage	LED Quantity	Color Temperature	Luminous Flux	Installation Height	Net Weight/Gross Weight	Packing Size
60 W	AC180~277V 50/60Hz	72 pcs	3000 K	6305 lm	6~8 m	5.9 kg / 6.9kg	750×360×200mm
			4000 K	6745 lm			
			5000 K	7080 lm			

**L05A-072AP1.1M**

Rated Power	Input Voltage	LED Quantity	Color Temperature	Luminous Flux	Installation Height	Net Weight/Gross Weight	Packing Size
80 W	AC180~277V 50/60Hz	72 pcs	3000 K	7825 lm	8~10 m	6.0 kg / 7.0kg	750×360×200mm
			4000 K	8375 lm			
			5000 K	8795 lm			

**L05A-108AP0.8M**

Rated Power	Input Voltage	LED Quantity	Color Temperature	Luminous Flux	Installation Height	Net Weight/Gross Weight	Packing Size
80 W	AC180~277V 50/60Hz	108 pcs	3000 K	8550 lm	8~10 m	6.0 kg / 7.0kg	750×360×200mm
			4000 K	9150 lm			
			5000 K	9605 lm			

**L05A-108AP1.1M**

Rated Power	Input Voltage	LED Quantity	Color Temperature	Luminous Flux	Installation Height	Net Weight/Gross Weight	Packing Size
100 W	AC180~277V 50/60Hz	108 pcs	3000 K	10065 lm	8~10 m	6.3 kg / 7.3kg	750×360×200mm
			4000 K	10765 lm			
			5000 K	11505 lm			

**L05A-144AP0.5M**

Rated Power	Input Voltage	LED Quantity	Color Temperature	Luminous Flux	Installation Height	Net Weight/Gross Weight	Packing Size
80 W	AC180~277V 50/60Hz	144 pcs	3000 K	9315 lm	8~10 m	6.3 kg / 7.3kg	750×360×200mm
			4000 K	9965 lm			
			5000 K	10465 lm			

**L05A-144AP0.8M**

Rated Power	Input Voltage	LED Quantity	Color Temperature	Luminous Flux	Installation Height	Net Weight/Gross Weight	Packing Size
100 W	AC180~277V 50/60Hz	144 pcs	3000 K	10605 lm	8~10 m	6.3 kg / 7.3kg	750×360×200mm
			4000 K	11345 lm			
			5000 K	11915 lm			


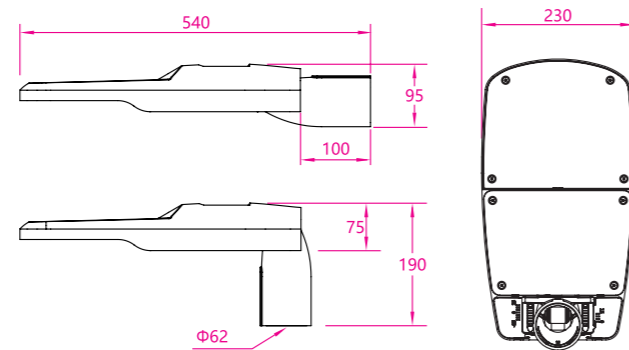
**L05B Traveler 旅行者**  
LED luminaire for street lighting  
LED 路灯



产品特性 Features

- 通过加载顶部智能控制端口，对每一盏路灯实现智能化感知控制，亮度传感器、第三方车流量、对单个路灯进行精确控制按需照明。
- 高显色LED光源，对色彩的还原度较大的提高，5万小时的长寿命。智能终端，可扩展实现与智能交通、环境监控，城市治理全方位联动。
- 每颗灯珠均有独立的散热器及独立的供电；IP66级的密封工艺，一步实现所需配光，防护耐候性静电喷塑，适合残酷户外应用环境。重量轻、故障率低。
- 整体流线型设计，优异的弧形导流一体化散热设计，竖向、横向多种角度可变安装。-10-100度可调高强度安装灯杆。

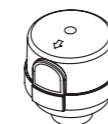
- Traveler is born for a city road. She is energy-saving lamp products which comply with road lighting standards.
- Simple & Modern design with streamlined appearance make lamps corresponding with the city.
- Focus in every detail, simply clever was motto for our team.
- Ip66 protection with durable electrostatic spray which apply to harsh outdoor applications
- Tool free for open, reasonable layout design brings simple maintenance.



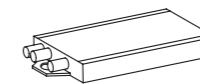
1. 流线形散热设计，散热效果好，导尘能力强。
  2. 直角可调角度为0°，+5°，+10°，+15°；水平可调角度为-10°，-5°，0°，+5°，+10°，+15°。
  3. 组合式光学镜头，各种光学特性适用于各种道路照明要求。
1. Arc shape cooling guide design result in effective heat dissipation and excellent guide dust removal ability.  
2. Tilt Angle is 0°, +5°, +10°, +15° for post-top and -10°, -5°, 0°, +5°, +10°, +15° for bracket.  
3. Combined optical lens, a wide variety of optics feature apply to kinds of road lighting requirements.



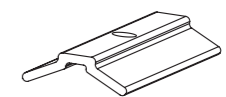
可选配件 Optional accessories



Photocell



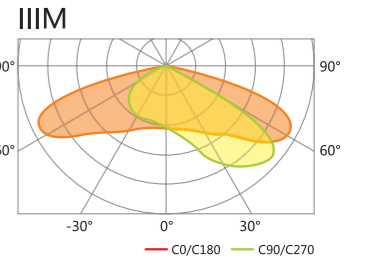
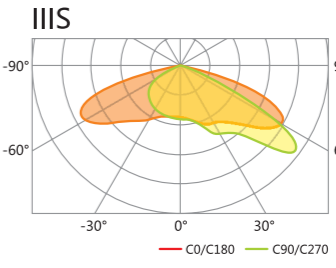
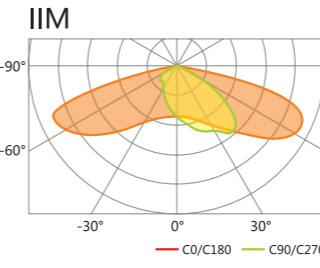
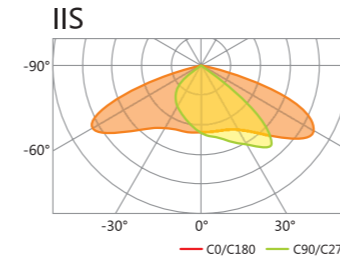
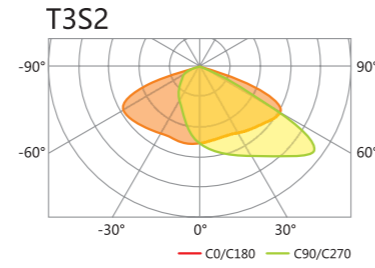
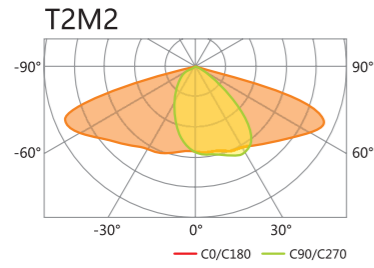
Surge protection



Φ60mm to Φ48mm



**L05B Traveler 旅行者**  
LED luminaire for street lighting  
LED 路灯



**L05B-012AP1.6L**

	Rated Power	Input Voltage	LED Quantity	Color Temperature	Luminous Flux	Installation Height	Net Weight/Gross Weight	Packing Size
CRI > 70	20 W	AC180~277V 50/60Hz	12 pcs	3000 K	2220 lm	4~6 m	3.8 kg / 4.4 kg	610×280×150mm
Power Factor>0.9				4000 K	2375 lm			
INSTL Tube: Φ48/Φ60mm				5000 K	2495 lm			

**L05B-012AP2.2L**

	Rated Power	Input Voltage	LED Quantity	Color Temperature	Luminous Flux	Installation Height	Net Weight/Gross Weight	Packing Size
CRI > 70	28 W	AC180~277V 50/60Hz	12 pcs	3000 K	3135 lm	4~6 m	3.8 kg / 4.4 kg	610×280×150mm
Power Factor>0.9				4000 K	3355 lm			
INSTL Tube: Φ48/Φ60mm				5000 K	3525 lm			

**L05B-018AP1.6L**

	Rated Power	Input Voltage	LED Quantity	Color Temperature	Luminous Flux	Installation Height	Net Weight/Gross Weight	Packing Size
CRI > 70	30 W	AC180~277V 50/60Hz	18 pcs	3000 K	3455 lm	4~6 m	3.8 kg / 4.4 kg	610×280×150mm
Power Factor>0.9				4000 K	3695 lm			
INSTL Tube: Φ48/Φ60mm				5000 K	3875 lm			

**L05B-018AP2.2L**

	Rated Power	Input Voltage	LED Quantity	Color Temperature	Luminous Flux	Installation Height	Net Weight/Gross Weight	Packing Size
CRI > 70	40 W	AC180~277V 50/60Hz	18 pcs	3000 K	4595 lm	4~6 m	3.9 kg / 4.5 kg	610×280×150mm
Power Factor>0.9				4000 K	4915 lm			
INSTL Tube: Φ48/Φ60mm				5000 K	5165 lm			

**L05B-024AP1.6L**

	Rated Power	Input Voltage	LED Quantity	Color Temperature	Luminous Flux	Installation Height	Net Weight/Gross Weight	Packing Size
CRI > 70	40 W	AC180~277V 50/60Hz	24 pcs	3000 K	4630 lm	4~6 m	3.9 kg / 4.5 kg	610×280×150mm
Power Factor>0.9				4000 K	4955 lm			
INSTL Tube: Φ48/Φ60mm				5000 K	5205 lm			

**L05B-024AP2.2L**

	Rated Power	Input Voltage	LED Quantity	Color Temperature	Luminous Flux	Installation Height	Net Weight/Gross Weight	Packing Size
CRI > 70	55 W	AC180~277V 50/60Hz	24 pcs	3000 K	6315 lm	4~6 m	3.9 kg / 4.5 kg	610×280×150mm
Power Factor>0.9				4000 K	6755 lm			
INSTL Tube: Φ48/Φ60mm				5000 K	7095 lm			

**L05B-024AP0.8M**

	Rated Power	Input Voltage	LED Quantity	Color Temperature	Luminous Flux	Installation Height	Net Weight/Gross Weight	Packing Size
CRI > 70	20 W	AC180~277V 50/60Hz	24 pcs	3000 K	2085 lm	4~6 m	3.8 kg / 4.4 kg	610×280×150mm
Power Factor>0.9				4000 K	2235 lm			
INSTL Tube: Φ48/Φ60mm				5000 K	2345 lm			

**L05B-024AP1.1M**

	Rated Power	Input Voltage	LED Quantity	Color Temperature	Luminous Flux	Installation Height	Net Weight/Gross Weight	Packing Size
CRI > 70	28 W	AC180~277V 50/60Hz	24 pcs	3000 K	2835 lm	4~6 m	3.8 kg / 4.4 kg	610×280×150mm
Power Factor>0.9				4000 K	3030 lm			
INSTL Tube: Φ48/Φ60mm				5000 K	3185 lm			

**L05B-036AP0.8M**

	Rated Power	Input Voltage	LED Quantity	Color Temperature	Luminous Flux	Installation Height	Net Weight/Gross Weight	Packing Size
CRI > 70	28 W	AC180~277V 50/60Hz	36 pcs	3000 K	3195 lm	4~6 m	3.8 kg / 4.4 kg	610×280×150mm
Power Factor>0.9				4000 K	3420 lm			
INSTL Tube: Φ48/Φ60mm				5000 K	3595 lm			

**L05B-036AP1.1M**

	Rated Power	Input Voltage	LED Quantity	Color Temperature	Luminous Flux	Installation Height	Net Weight/Gross Weight	Packing Size
CRI > 70	40 W	AC180~277V 50/60Hz	36 pcs	3000 K	4145 lm	4~6 m	3.9 kg / 4.5 kg	610×280×150mm
Power Factor>0.9				4000 K	4435 lm			
INSTL Tube: Φ48/Φ60mm				5000 K	4655 lm			

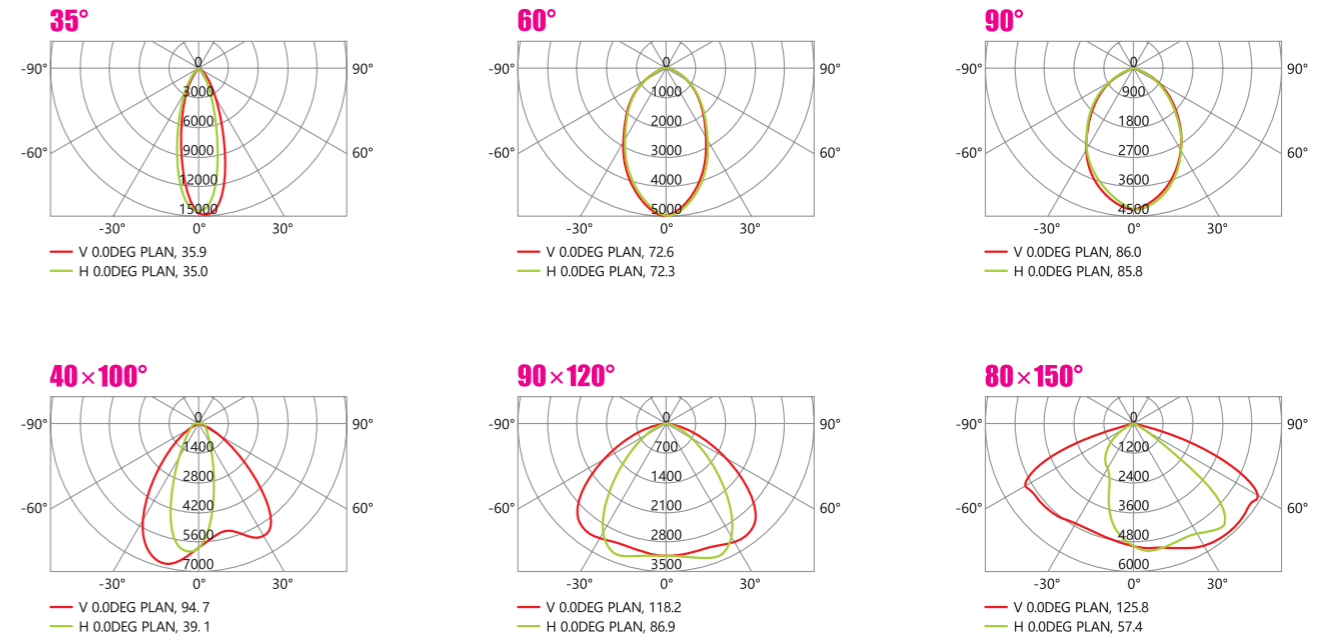
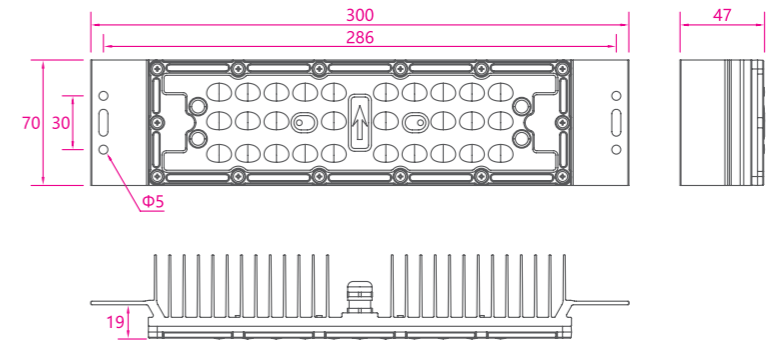
**L05B-048AP0.8M**

	Rated Power	Input Voltage	LED Quantity	Color Temperature	Luminous Flux	Installation Height	Net Weight/Gross Weight	Packing Size
CRI > 70	40 W	AC180~277V 50/60Hz	24 pcs	3000 K	4285 lm	4~6 m	3.9 kg / 4.5 kg	610×280×150mm
Power Factor>0.9				4000 K	4585 lm			
INSTL Tube: Φ48/Φ60mm				5000 K	4815 lm			

**L05B-048AP1.1M**

	Rated Power	Input Voltage	LED Quantity	Color Temperature	Luminous Flux	Installation Height	Net Weight/Gross Weight	Packing Size
CRI > 70	55 W	AC180~277V 50/60Hz	24 pcs	3000 K	5825 lm	4~6 m	3.9 kg / 4.5 kg	610×280×150mm
Power Factor>0.9				4000 K	6235 lm			
INSTL Tube: Φ48/Φ60mm				5000 K	6545 lm			

**C04A**  
LED Street lamp module  
LED 路灯模组



**C04A-028AP1.6L**

	Rated Power	Voltage	Current	LED Quantity	Color Temperature	Luminous Flux	Net Weight
CRI>70	40 W	36~54V	950 mA	28 pcs	3000 K	5575 lm	0.65kg
LUMI5050					4000 K	5985 lm	
					5000 K	6285 lm	

**C04A-028AP2.2L**

	Rated Power	Voltage	Current	LED Quantity	Color Temperature	Luminous Flux	Net Weight
CRI>70	60 W	36~54V	1400 mA	28 pcs	3000 K	7985 lm	0.65kg
LUMI5050					4000 K	8695 lm	
					5000 K	9125 lm	



## 控制系统

CONTROL SYSTEM



# Controller 控制器





## ORJ-318D 单机主控

输入电压 Input Voltage	AC 220V
额定功率 Rated Power	15 W
长*宽*高(cm) Size(cm)	23.6×13.5×4.5
固定孔间距 Fixed Hole Pitch	7.5cm; 21.85cm

### 产品特性 Features

控制器输出支持标准USITT DMX512/1990 通用协议和扩展DMX 协议;

- 系统支持自动, 定时, 节日预设效果播放;
- 精准伽马矫正算法, 更加符合人体视觉感光特性, 显示色彩更充分, 丰富! 使设计者动画或视频效果完美体现;
- 最大支持120 帧频率以保证画面高清显示和3D显示需求;
- 控制器带按键和外配遥控器, 可实现节目片段选择、整体亮度调整、白平衡调整、播放速度调整等;
- LCD 显示模块及时显示控制器参数及状态;
- 支持四色灯具: 节能环保, 色彩纯正;
- 8 端口输出, 单口输出标准512 通道, 扩展协议带载点数由客户根据芯片特性自行测试;
- SD 卡存储, 控制器最大可支持32G, 最多可预设99 个节目文件;
- 支持远程在线下载、更新脱机节目;
- 内置动画测试程序, 方便客户在项目调试和应用。

ORJ-308D is an on- and off-line controller, with 8 output ports, each of which has a maximum load of 170 points, and is controlled by single set without cascade connection. With SD card storage and remote control unit equipped, it can realize off-line set-time play, section playing selection, whole brightness control, white balance adjustment, play speed adjustment, built-in animation test program and RGBW lighting control. All these meet requirements of customers greatly in application and debugging.

Controller output supports standard USITT DMX512/1990 general protocol and extended DMX protocol.

- System support automatic, timing, festival preset effect playback;
- Precision gamma correction algorithm, more in line with the human visual sensitivity characteristics, showing a more colorful, rich! To make the designer animation or video effect perfect embodiment;
- Maximum support for the 120 frame frequency to ensure that the screen high-definition display and 3D display needs;
- Controller with buttons and remote control, the program can be selected, the overall brightness adjustment, white balance adjustment, playback speed adjustment;
- LCD display module display controller parameters and status in time;
- Support four color lamps: energy saving and environmental protection, pure color;
- Eight output ports, port output standard 512 channel extension protocol with load points by the customer according to the characteristics of self testing chip;
- SD card storage, the controller can support 32G, up to 99 program files can be preset;
- Support remote online download, update offline program;
- Built in animation test procedures to facilitate customer debugging and application in the project.



## ORJ-502K 单机主控

输入电压 Input Voltage	DC 7~32V
额定功率 Rated Power	2W
长*宽*高(cm) Size(cm)	190×96.3×62.5
固定孔间距 Fixed Hole Pitch	17.5cm

### 产品特性 Features

- 32-65536级灰度控制, 可真实还原图像色彩和细节;
- 可接收DMX512信号来选择控制器的场景文件进行播放, 如灯控台等第三方标准DMX512设备, 第N通道满值选择第N场景, 如N通道与N+X通道皆为满值, 则选择N+X场景。
- 采用按键设置控制器参数, 如驱动芯片类型、控制器编号、节目片段、播放速度、灯具亮度;
- LCD显示模块及时显示控制器参数及状态;
- 支持遥控器设置控制器参数, 如驱动芯片类型、控制器编号、节目片段、播放速度及跳帧频率、灯具亮度及开关机时间;
- 支持SD卡存储动画数据, 方便快捷;
- 节目片段可独立设置年、月、日、时间及星期定时播放;
- 控制器输出具备2端口SPI信号输出和2端口DMX512信号输出;
- 支持对MR-DMX05、DMX512AP、UCS512等DMX512解码芯片的编址功能;

- 32-65536 gray level control, can restore images, colors and details;
- Can choose the controller scene files to receive DMX512 signals, such as lamp control table and three party standard DMX512 equipment, the N channel full value at N scene, such as N channel and N+X channel are full of value, select the N+X scene.
- Use the button to set the controller parameters, such as driver chip type, controller number, program fragment, playback speed, lamp brightness;
- The LCD display module displays the parameters and status of the controller in time;
- Remote controller parameter setting, such as drive controller chip type, number, show clips, playback speed and jump frequency, and the lamp brightness switch time;
- SD card to support the storage of animation data, convenient and quick;
- Program fragments can be set independently, year, month, day, time and week, regular play;
- The controller output has 2 port SPI signal output and 2 port DMX512 signal output;
- Support for MR-DMX05, DMX512AP, UCS512 and other DMX512 decoder chip addressing function;



## ORJ-SD50 脱机主控

### 产品特性 Features

ORJ-SD50可为脱机主控控制器, 脱机可带12万点, SD卡存储, 外配遥控器, 可实现脱机定时播放、播放片段选择、整体亮度调整、白平衡调整、播放速度调整、内置动画测试程序、RGBW四色灯具控制等功能, 极大满足了客户在应用及调试中的多种需求。

ORJ-SD50, used as an off-line master controller, has a load of 120,000 points with SD card storage and a remote control unit equipped. It realizes off-line set-time play, section playing selection, whole brightness control, white balance adjustment, play speed adjustment, built-in animation test program and RGBW lighting control. All these meet requirements of customers greatly in application and debugging.



输入电压 Input Voltage	AC 220V
额定功率 Rated Power	15 W
长*宽*高(cm) Size(cm)	23.6×13.5×4.5
固定孔间距 Fixed Hole Pitch	7.5cm; 21.85cm



## ORJ-980D 分控

Input Voltage 输入电压	AC 220V
Rated Power 额定功率	15 W
Size(cm) 长*宽*高(cm)	23.6×13.5×4.5
Fixed Hole Pitch 固定孔间距	7.5cm; 21.85cm



### 产品特性 Features

- 32-65536级灰度控制, 可真实还原图像色彩和细节;
- 512级三基色独立亮度控制, 使精确调整白平衡更加简单有效;
- 根据人的生理视觉特性调整的硬件反伽马校正功能;
- 100Hz刷新率可保证画面的稳定;
- 采用以太网接口和UDP网络协议, 传输距离最大为100米;
- 显示模块及时显示控制器参数及状态;
- 控制器输出兼容TTL电平信号和差分信号双模式;
- 多种芯片控制集于一体, 通过软件设置更改控制芯片类型、时钟频率、OE周期、占空比、灰度级等参数;
- 双网络接口, 可以实现控制器间级联; 控制器自动检测, 软件直观显示连接状态;
- 持512驱动芯片编址支持512类型: DMX12AP,UCS512;SM16512;SM16511;UCS512C;UCS512C4;TM512;WS2821;DMX512X;
- 每端口可驱动1024点, 3072通道;
- 8端口独立输出, 每个端口都是隔离的。

- 32-65536 level control, can restore the true color and detail image;
- 512 level tricolor independent brightness control, accurate white balance adjustment is more simple and effective;
- Adjusted according to the physiological characteristics of human visual hardware inverse gamma correction function;
- The 100Hz refresh rate can ensure the stability of the picture;
- Adopt the Ethernet interface and UDP network protocol, the maximum transmission distance is 100 meters;
- The display module can display controller parameters and the state;
- The controller output is compatible with TTL signal and differential signal dual mode;
- The multi chip control set in one, set up by the software control chip type, OE clock frequency, period, duty ratio, gray level and other parameters change;
- Double network interface, can realize the controller controller cascade; automatic detection, display connection status;
- The 512 driver online addressing support 512 types: DMX12AP, UCS512; SM16512; SM16511; UCS512C; UCS512C4; TM512; WS2821; DMX512X;
- Each port can drive 1024, 3072 channel;
- The 8 independent output port, each port is isolated.



## DMXRP-A 放大器 Signal amplifier

### 产品特性 Features

- 兼容国际标准DMX512 (1990) 协议;
- 信号前后光电隔离 (采用夏普高速光耦和隔离电源);
- TI原厂485IC, 防雷防静电;
- 内置MCU修正波形, 彻底解决信号问题;
- 良好的抗干扰性, 具有故障自恢复功能;
- 配合控制系统 实现更多丰富多彩效果。

- compatible with the international standard DMX512 protocol (1990);
- The signal after photoelectric isolation (using SHARP high-speed optocoupler and isolated power supply);
- The original TI 485IC, lightning and static electricity protection;
- The built-in MCU waveform correction, completely solve the problem of signal;
- good anti-interference, fault self recovery function;
- The control system to achieve more rich and colorful effect.

电源输入 Power input	DC12-24V
最大功率 maximum power	< 5W
隔离电压 Isolation voltage	1KV
输出负载 Output load	128个节点
防护等级 Protection grade	IP67
工作温度 working temperature	-20°--80°
传输信号 Transmission signal	RS485
产品尺寸 Product size	L125*W30*H20mm



M12 五芯公头线 M12 five core Male



M12 五芯母头线 M12 five core Female



M12 五芯三通线 M12 five core tee



M12 四芯信号线 M12 four core signal wire



M12 五芯延长线 M12 five core extension cable




M12 两芯公头线 M12 two core Male



M12 两芯母头线 M12 two core Female



M12 两芯延长线 M12 two core extension cable



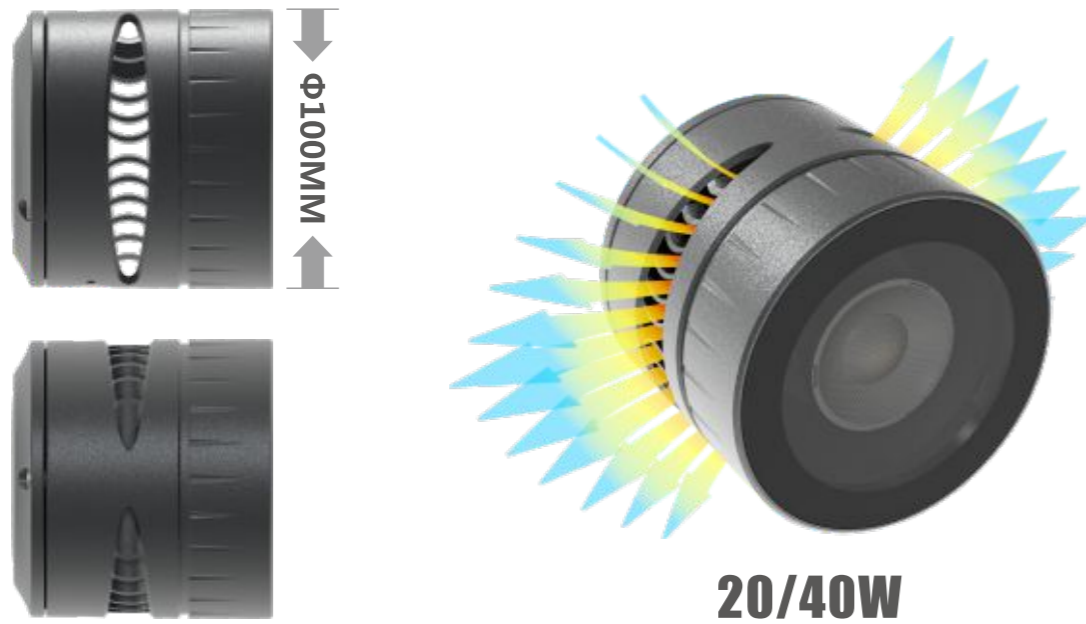
案例实拍

CASES



小巧玲珑 01-Small and Exquisite


小身材、大能量，一灯多用“轻”装上阵，“超导芯”高效贯穿式散热。  
 Small size and large energy, one lamp is multi-purpose, "superconducting core" for efficient through-type heat dissipation.



博物馆级超高光品质 02-Museum grade ultra-light quality

高显指，高光效，低色容差。  
 High CRI, high luminous efficiency, low color tolerance.

高显指: Ra>90  
 高光效: 90lm/w  
 低色容差: <3 SDCM



玲珑八面，万向球机构 03-Exquisite polyhedral, universal ball mechanism

全角度自由调节 (All-in-One 多功能、多场景、多应用)  
 Full angle free adjustment (all in one multi-function, multi scene and multi application)



嵌入式隐蔽线路 04-Embedded covert cable

隐藏式接线，整洁、干净、安全、可靠  
 Hidden wiring, neat, clean, safe and reliable



伍

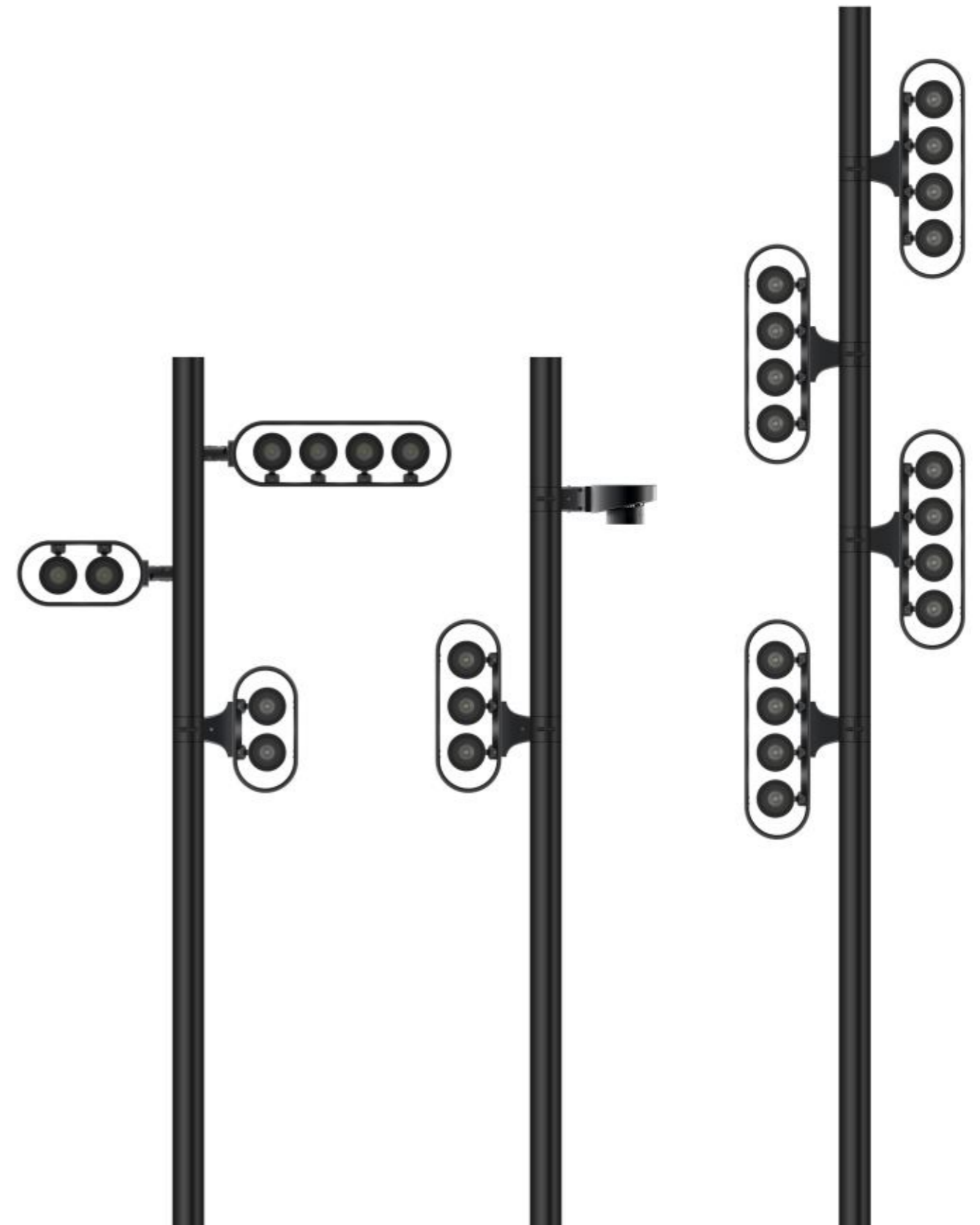
05-One lamp with multiple functions and flexible combination

一灯多用，组合灵活



Multiple lamp pole combination

多种灯杆组合方案

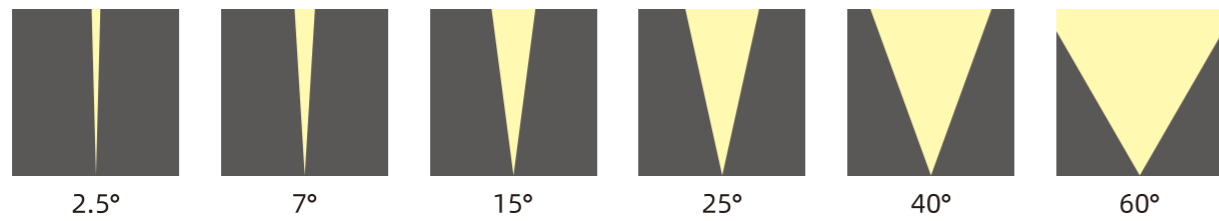




陆



06-Multiple light distribution schemes, tool-less replacement of optics

多种配光方案，无工具更换光学镜头



旋转光斑，多种椭圆光斑替换

Rotating light spot, multiple elliptical light spot replacement





柒

变焦/切割功能 07-Zoom / cut function

具备加载变焦/切割光功能，无需打开灯具，可直接通过两枚螺丝进行调节。

It has the function of loading zoom / cutting light, without disassembling the lamp, and can be adjusted directly through two screws.

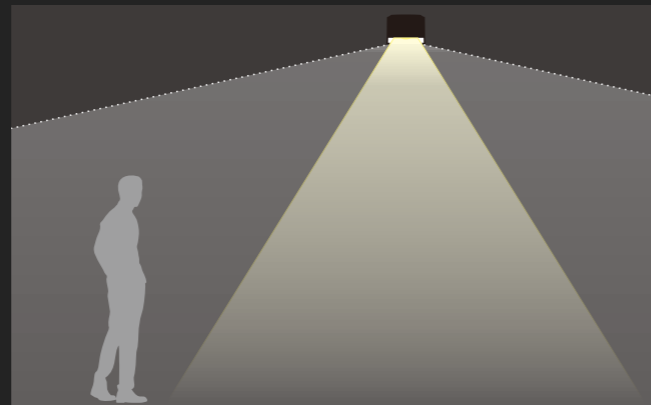





玲珑（眩光面小）  
Small glare surface



普通方式（眩光面大）  
Large glare surface



捌

08-Minimal luminous surface, no glare, dark light reflector

极小发光面无眩光，暗光反射器


小孔深筒防眩原理，搭载暗黑反射器，有效控制曝光点和眩光。

Small hole and deep tube anti-glare principle, equipped with dark reflector, effectively control the exposure point and glare.



遮光角 Shading angle  
60°

H=4.5M






应用一

【Mode 01】Accurate projection

精准投射

超灵活照射角调整机构，通过透镜及大小角度，配光组合，实现对被照物的圆形、椭圆形光斑精准投光。超高的显指（ $Ra \geq 90$ ），在夜间赋予建筑、雕塑新的生命力。20-40w LED光源，配置优质光学系统，光斑均匀，过渡柔和，可实现远距离精准投光。

The ultra-flexible illumination angle adjustment mechanism realizes precise projection of circular and elliptical light spots on the illuminated object through the combination of lenses, large and small angles, and light distribution. The ultra-high CRI ( $Ra \geq 90$ ) endows buildings and sculptures with new vitality at night. 20-40w LED light source, equipped with high-quality optical system, uniform light spot, soft transition, can achieve long-distance accurate light projection.

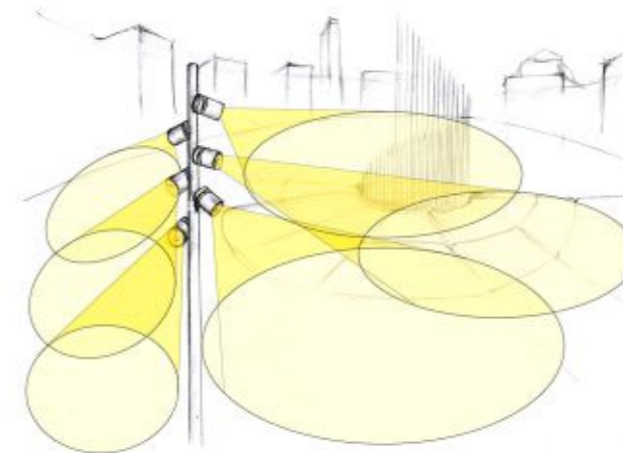




应用二 [Mode 02] Square floodlighting  
广场泛光照明

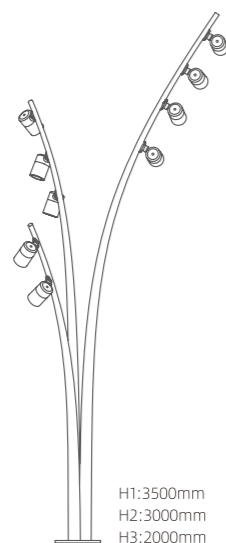
灯杆造型简约时尚、曲线优美，非常适合大空间、多角度、多方向的场景；柔和的和漫射的灯光，保证了舒适的行人区域，为城市街道、广场、住宅和步行区、公园景观创造了温暖宜人的氛围，也为公共空间和停车场提供了更中性的光线。

The lamp pole has simple and fashionable shape and beautiful curve, which is very suitable for large space, multi angle and multi-directional scenes; The soft and diffuse lights ensure a comfortable pedestrian area, create a warm and pleasant atmosphere for urban streets, squares, residential and pedestrian areas, park landscape, and provide more neutral light for public spaces and parking lots.

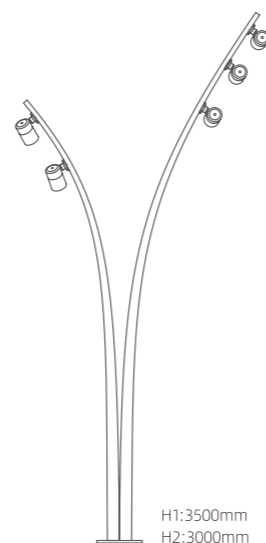




G1

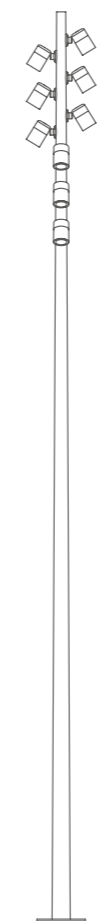


G2



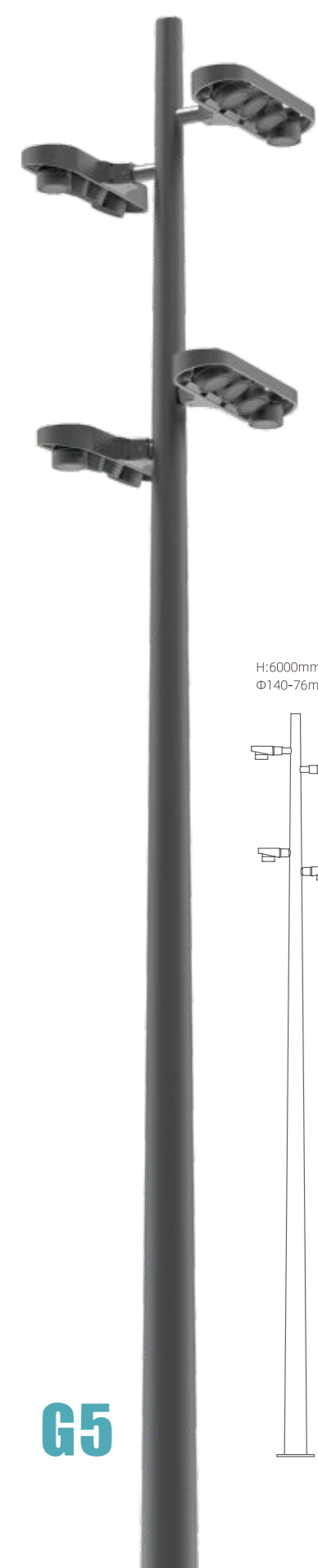
G3

H:6000mm  
Φ120-60mm



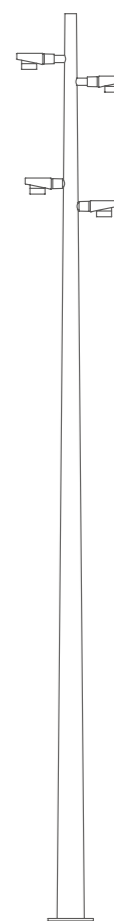
G4

H:4000mm  
Φ100-60mm



G5

H:6000mm  
Φ140-76mm

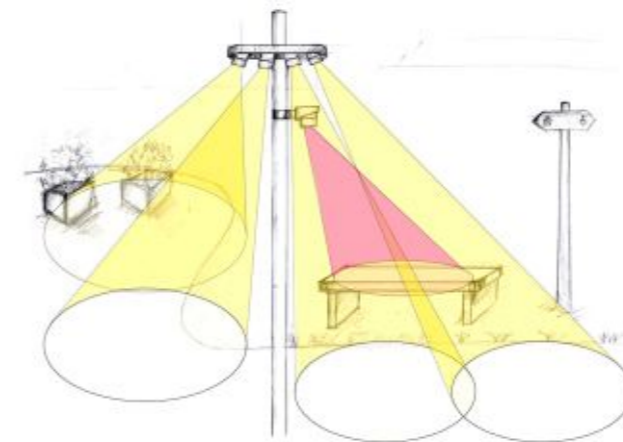




**应用三** [Mode 03] Multi scene integrated lighting  
多场景一体化照明

外形极简，没有浪费或夸张。顶端锥形发光棒可以在夜间提供均匀的氛围光。可应用于景区亮化、城市公园、城市住宅区等户外场景。不同光学组件制成的光学控制系统，可以引导水平和垂直表面的照明，利用光源优异的效率获得最大的光分布和舒适的视觉体验，可兼顾步道、建筑绿化、雕塑的照明。ORJ创新实验室开发的椭圆透镜通过精确的椭圆光学元件确保最高效率。

The form factor is minimal, without waste or exaggeration. Top tapered glow sticks provide even ambient light at night. It can be used in outdoor scenes such as scenic lighting, urban parks, urban residential areas, etc. The optical control system made of different optical components can guide the lighting of horizontal and vertical surfaces, utilize the excellent efficiency of the light source to obtain the maximum light distribution and a comfortable visual experience, and can take into account the lighting of trails, building greening, and sculptures. The elliptical lenses developed in ORJ's Innovation Lab ensure maximum efficiency through precise elliptical optics.





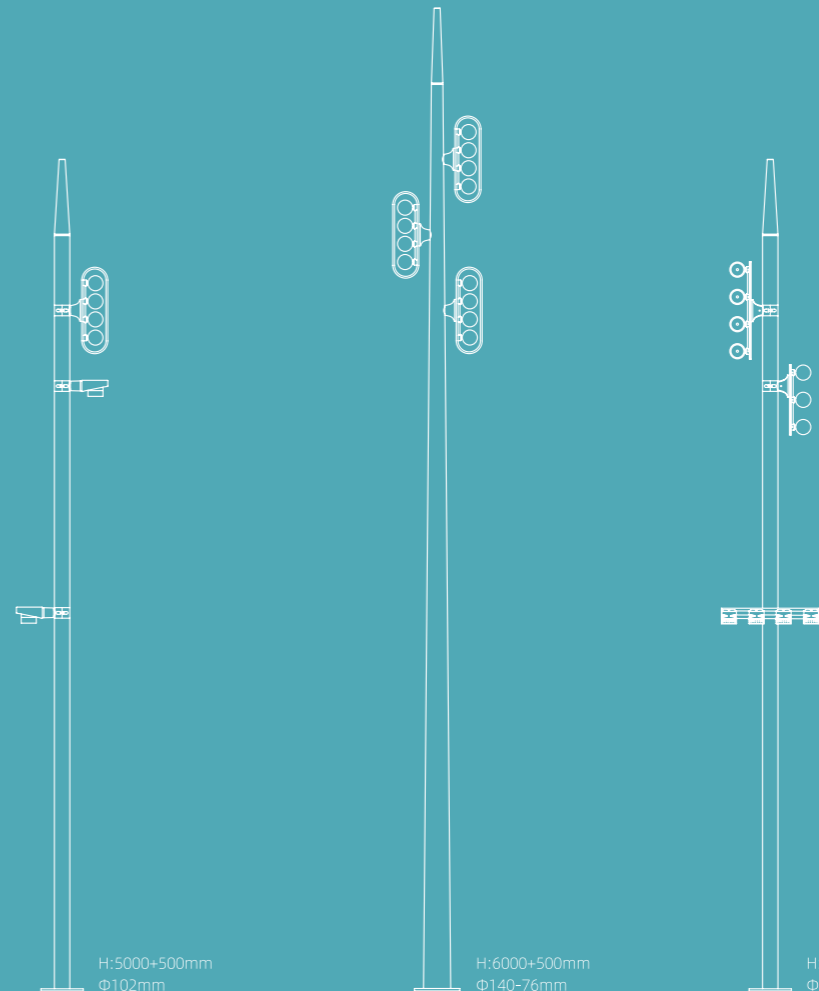
G6



G7



G8



H:5000+500mm  
Φ102mm

H:6000+500mm  
Φ140-76mm

H:5000+500mm  
Φ102mm



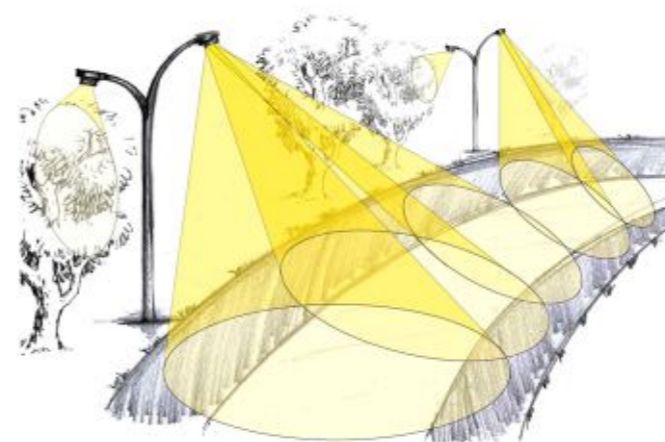
## 应用四

【Mode 04】 Courtyard lighting

### 庭院照明

主要应用于城市慢车道、窄车道、居民小区、旅游景区、公园、广场等公共场所的室外照明，采用小孔、深筒防眩光技术，缩小眩光视角，降低了反射器的反射率，多角度照射范围更大、眩光更低，为行人提供舒适活动光空间。

It is mainly used for outdoor lighting in urban slow lanes, narrow lanes, residential areas, tourist attractions, parks, squares and other public places. The small hole and deep cylinder anti glare technology is used to reduce the glare angle, reduce the reflectance of the reflector, and provide a comfortable light space for pedestrians.








H:3000mm  
Φ60mm

G9



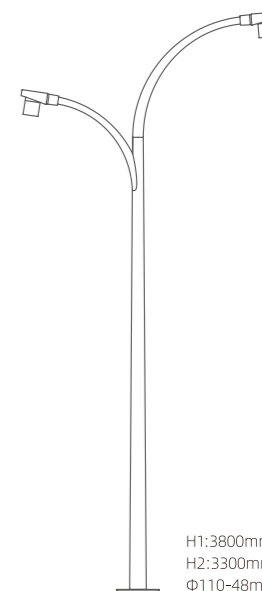
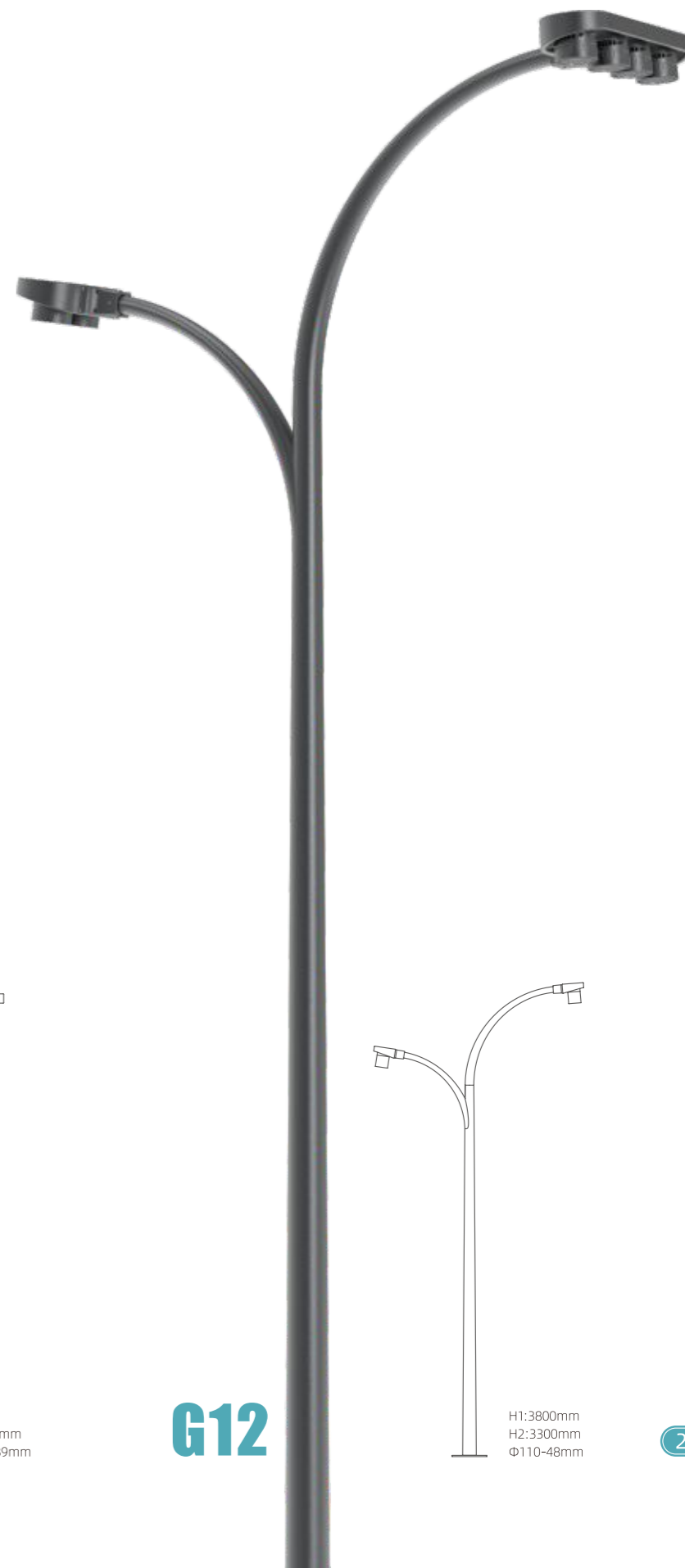
H:6000mm  
Φ219mm

G10



H:4000mm  
Φ130-89mm

G11



H1:3800mm  
H2:3300mm  
Φ110-48mm

G12

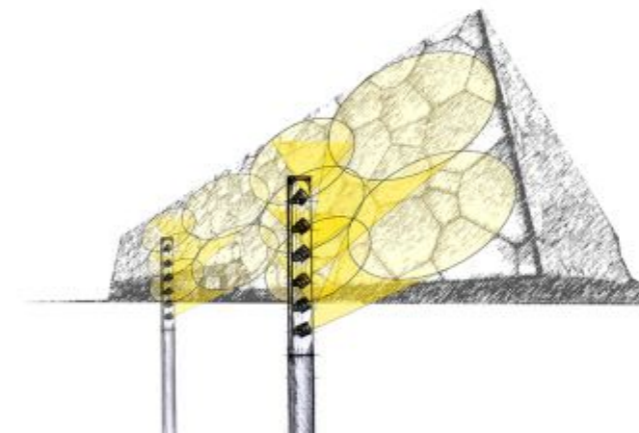


应用五

【Mode 05】 Building facade lighting  
建筑立面照明

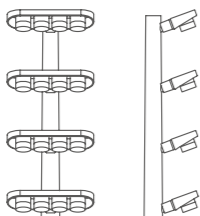
简约的一体化造型，多种杆型方案，可应用于建筑立面、泛光、简洁、立面灯光展示是近年来城市灯光照明领域的焦点话题之一，也是建筑媒体立面表达形式，它已经成为影响城市夜景观的重要因素。传统实体立面的泛光照明会使立面显得平坦，随着立面的升高，立面上的亮度会逐渐降低，新产品通过多种杆型，将灯光逐层递进，还原大立面建筑立体感和建筑曲线，突出立面材料的表面肌理。

Simple integrated shape, a variety of rod-shaped schemes, can be applied to building facades, floodlighting, simplicity, facade lighting display is one of the focus topics in the field of urban lighting in recent years, and it is also a form of architectural media facade expression. It has become an important factor affecting the urban night landscape. The flood lighting of the traditional solid facade will make the facade appear flat. With the elevation of the facade, the brightness on the facade will gradually decrease. The new product uses a variety of rod types to progressively increase the lighting layer by layer to restore the large structure. The three-dimensional effect of the building and the building curve are highlighted, and the surface texture of the facade material is highlighted.





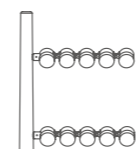
H:6000mm  
Φ150-89mm



G13



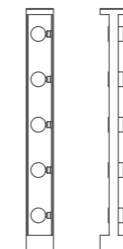
H:6000mm  
Φ140-76mm



G14



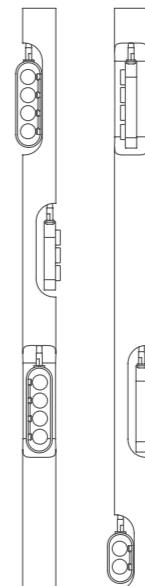
H:4500mm  
Φ180mm



G15



H:8000mm  
Φ219mm



G16



H:4000mm  
Φ200mm



G17



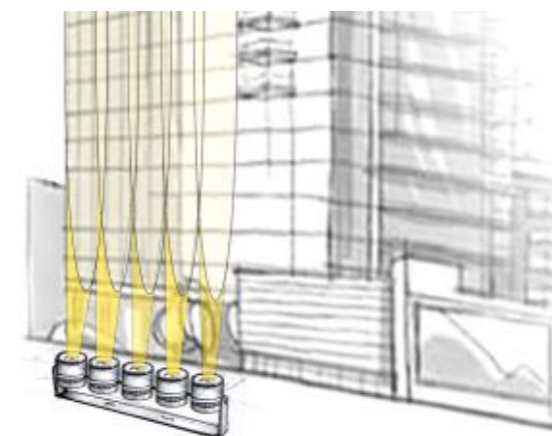
应用六

【Mode 06】 Linear lighting - wall lighting

线性照明—墙面照明

线性照明能赋予建筑独特的细节魅力，以更高性能的解决方案和新功能扩展，最高一米可达320w大功率，均匀混光，宽窄结合，兼顾底部与顶部均匀度，为照明设计配合大立面设计，延伸动感，连接建筑物与周围景观、街面的活力。灵活可变的灯光组合，帮助设计师创造和讲述光影之下的建筑故事。

Linear lighting can endow buildings with unique details and charm. It can be extended with higher performance solutions and new functions, up to 320w high power for one meter, uniform light mixing, combination of width and narrowness, taking into account the uniformity of the bottom and top, and matching with the lighting design. The facade design extends the dynamic, connecting the building with the surrounding landscape and the vitality of the street. Flexible and variable lighting combinations help designers create and tell architectural stories under light and shadow.



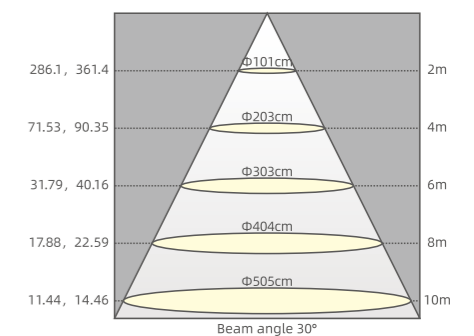
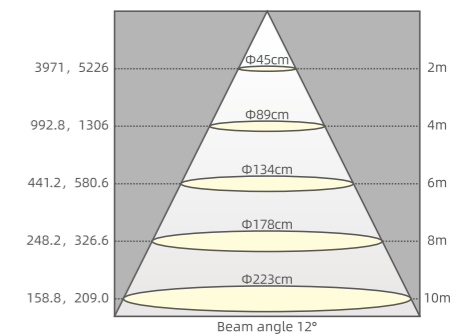
ATL



应用七 【Mode 07】 Cut light ,zoom application  
切光变焦应用

加载变焦筒可实现变焦，切光照明应用，一款户外防护等级的变焦切割灯。照画不照墙--光只会截止在画框里，看起来像内透一样。通过变焦技术可以实现无极角度出光调整，可实现聚光，散光，泛光等效果控制；具备加载变焦/切割功能；通过调整，切割图案照明，可呈现不同图案的切割方案，这种方式极大地突出了作品以及建筑细节，画面的光比较均匀，细节突出，而画面之外是暗区，明暗对比让人自然而然地将目光移到被照物。同时变焦技术可根据展示物的大小和每个人对光不同的心理理解而实现多种效果的表现，实现一灯多用，多种照明表现形式，真正的实现光随我意。变焦照明技术实现的一灯多用，多种角度出光调整的特点，变焦照明技术的应用将重新定义艺术照明。

Loading the zoom cylinder can realize zoom, cut light lighting applications. It is an outdoor protection grade zoom cutting lamp. Lighting the picture but not the wall -- the light will only stop in the frame and look like translucent. Through the zoom technology, the stepless angle light output adjustment can be realized, and the effect control of focusing, astigmatism, floodlight and so on can be realized; Loading zoom / cutting function; By adjusting and cutting the pattern lighting, the cutting scheme of different patterns can be presented. This method greatly highlights the works and architectural details. The light of the picture is relatively uniform, and the details are prominent, while the dark area is outside the picture. The contrast of light and dark makes people naturally move their eyes to the object. At the same time, the zoom technology can realize the performance of a variety of effects according to the size of the display and everyone's different psychological understanding of the light, realize the multi-purpose of one lamp and a variety of lighting forms, and truly realize the light as I like. Zoom lighting technology has the characteristics of multi-purpose lamp and multi angle light output adjustment. The application of zoom lighting technology will redefine artistic lighting.



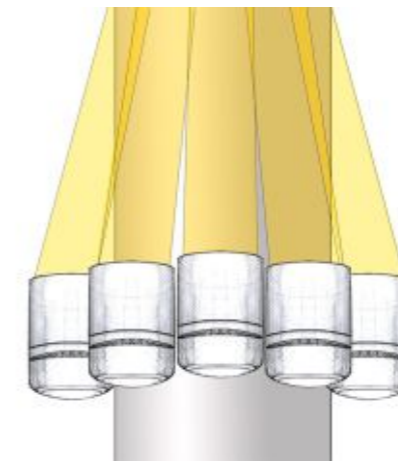


【Mode 08】Circular application  
环形应用—斜拉索照明

通过环形组合应用于桥梁拉索，桥墩或柱体的照明应用。环形斜拉索投光灯应用良好的控光性，为斜拉索照明提供了新方法，有效实现了斜拉索的追光照明，可搭载极窄2.5度配光，最远照射距离可达100+米，大幅度降低了能耗和光污染，实现了更好的斜拉索照明效果。

It is applied to lighting application of bridge cable, pier or column through annular combination. The circular stay cable projection lamp has good light control performance, which provides a new method for stay cable lighting, effectively realizes the light chasing lighting of stay cable, can carry extremely narrow 2.5 degree light distribution, and the farthest irradiation distance can reach 100+ meters, greatly reduces energy consumption and light pollution, and achieves better stay cable lighting effect.

## AT6



应用九 [Mode 09] Intelligent application  
智能应用



照明功能  
Lighting function

外挂音箱  
External Speaker

云摄像头  
Cloud Webcam

指向标牌  
Road sign

投影头  
Projection



应用十

[Mode 09] Projection application

投光应用

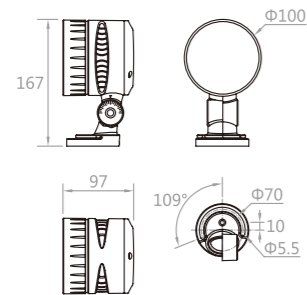
通过单灯和组合灯，可广泛用于、绿化、公园景点、建筑、城市雕塑、步行街道、等场所，主要是安装于地面或者墙面，用来做树木、建筑灯之用，应用有相当大的灵活性。

Through single lamp and combined lamp, it can be widely used in greening, park scenic spots, buildings, urban sculptures, pedestrian streets, etc. it is mainly installed on the ground or wall to be used as trees and building lamps. The application has considerable flexibility.

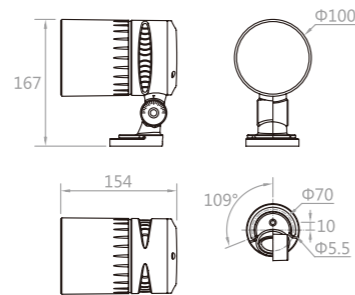




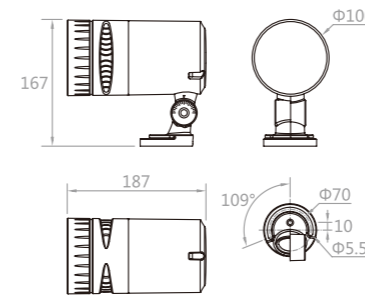
# L07B-AT1-B



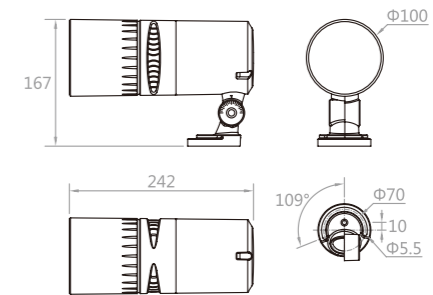
低压矮盖 DC 24V



低压高盖 DC 24V



高压矮盖 AC 220V



高压高盖 AC 220V

## L07B-001BP20L

	Rated Power	Input Voltage	LED Quantity	Luminous Flux	Optical Angle	Net Weight	Lamp Size	Gross Weight/Packing Size
3000/4000/5000K ●●●	20 W	DC 24V	1 pcs	1705 lm	10°/15°/25°/40°/50°	1.1 kg	Φ100×97×167mm	1.3kg/140×140×207mm(1pcs/box) 5.0kg/280×280×207mm(4pcs/box)

## L07B-004BP3.3L

	Rated Power	Input Voltage	LED Quantity	Luminous Flux	Optical Angle	Net Weight	Lamp Size	Gross Weight/Packing Size
3000/4000/5700K ●●●	12 W	DC 24V	4 pcs	828 lm	2.5°/5°/7°	1.1 kg	Φ100×97×167mm	1.3kg/140×140×207mm(1pcs/box) 5.0kg/280×280×207mm(4pcs/box)

## L07B-001BP4.0L

	Rated Power	Input Voltage	LED Quantity	Luminous Flux	Optical Angle	Net Weight	Lamp Size	Gross Weight/Packing Size
RGBW ●	12 W	DC 24V	1 pcs	504 lm	15°/25°/40°/60°	1.1 kg	Φ100×97×167mm	1.3kg/140×140×207mm(1pcs/box) 5.0kg/280×280×207mm(4pcs/box)

## L07B-001BP20L

	Rated Power	Input Voltage	LED Quantity	Luminous Flux	Optical Angle	Net Weight	Lamp Size	Gross Weight/Packing Size
3000/4000/5000K ●●●	20 W	AC 220V	1 pcs	1619 lm	10°/15°/25°/40°/50°	2.0 kg	Φ100×187×167mm	2.5kg/230×140×207mm(1pcs/box) 5.0kg/230×280×207mm(2pcs/box)

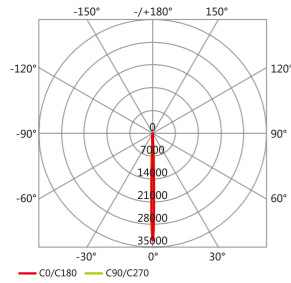
## L07B-004BP3.3L

	Rated Power	Input Voltage	LED Quantity	Luminous Flux	Optical Angle	Net Weight	Lamp Size	Gross Weight/Packing Size
3000/4000/5700K ●●●	12 W	AC 220V	4 pcs	786 lm	2.5°/5°/7°	2.0 kg	Φ100×187×167mm	2.5kg/230×140×207mm(1pcs/box) 5.0kg/230×280×207mm(2pcs/box)

## L07B-001BP4.0L

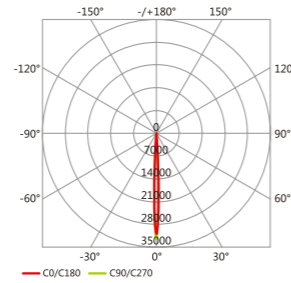
	Rated Power	Input Voltage	LED Quantity	Luminous Flux	Optical Angle	Net Weight	Lamp Size	Gross Weight/Packing Size
RGBW ●	12 W	AC 220V	1 pcs	453 lm	15°/25°/40°/60°	2.0 kg	Φ100×187×167mm	2.5kg/230×140×207mm(1pcs/box) 5.0kg/230×280×207mm(2pcs/box)

L07B-004BP3.3L 12W 2.5°



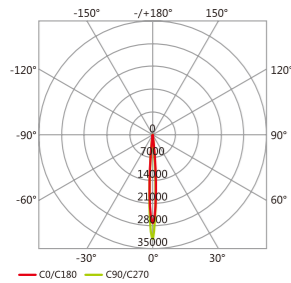
h(m)	Eavg(lx)	Emax(lx)	D(m)
4	1327	2101	0.17
8	331	525	0.34
12	147	233	0.50
16	82	131	0.67
20	53	84	0.84

L07B-004BP3.3L 12W 5°



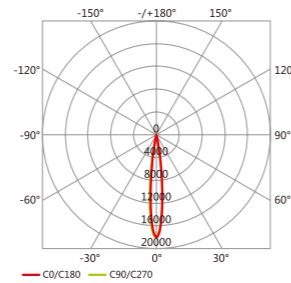
h(m)	Eavg(lx)	Emax(lx)	D(m)
2	5184	7722	0.18
4	1296	1931	0.36
6	576	858	0.54
8	324	482	0.73
10	207	308	0.91

L07B-004BP3.3L 20W 7°



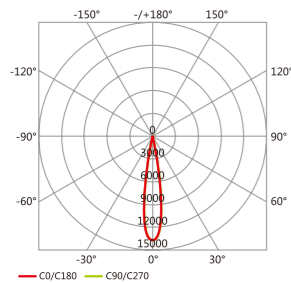
h(m)	Eavg(lx)	Emax(lx)	D(m)
2	3520	8433	0.21
4	880	2108	0.42
6	391	937	0.64
8	220	527	0.85
10	140	337	1.06

L07B-001BP20L 20W 10°



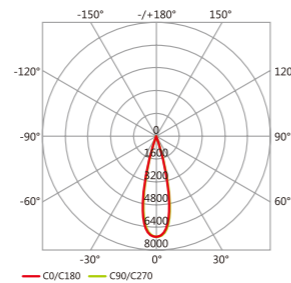
h(m)	Eavg(lx)	Emax(lx)	D(m)
1	12750	17906	0.19
2	3188	4476	0.39
3	1417	1990	0.59
4	796	1119	0.78
5	510	716	0.98

L07B-001BP20L 20W 15°



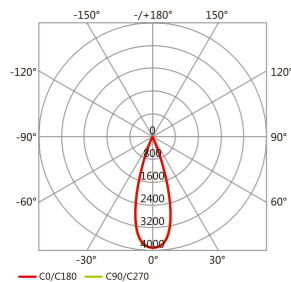
h(m)	Eavg(lx)	Emax(lx)	D(m)
1	10085	13866	0.28
2	2521	3467	0.57
3	1121	1541	0.86
4	630	866	1.14
5	403	554	1.43

L07B-001BP20L 20W 25°



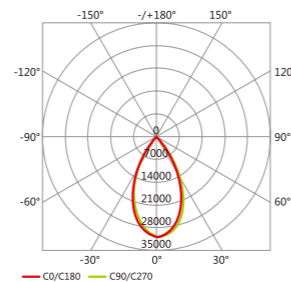
h(m)	Eavg(lx)	Emax(lx)	D(m)
1	5377	7571	0.45
2	1344	1893	0.91
3	597	841	1.36
4	336	473	1.82
5	215	302	2.27

L07B-001BP20L 20W 40°



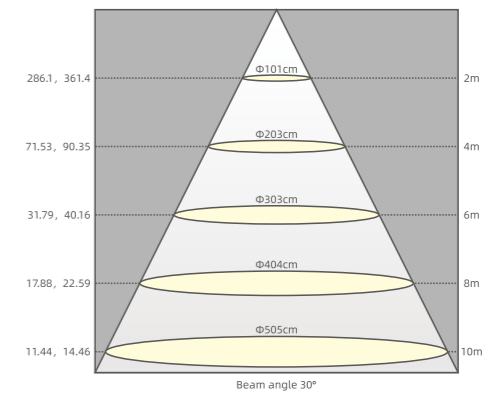
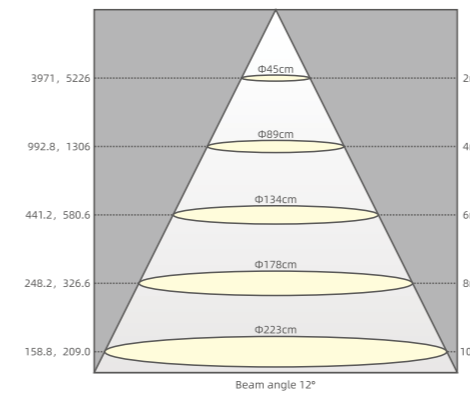
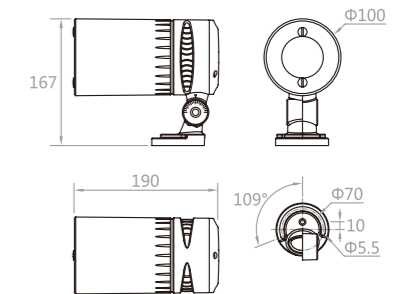
h(m)	Eavg(lx)	Emax(lx)	D(m)
1	2778	3967	0.69
2	694	991	1.39
3	308	440	2.08
4	173	248	2.78
5	111	158	3.47

L07B-001BP20L 20W 50°

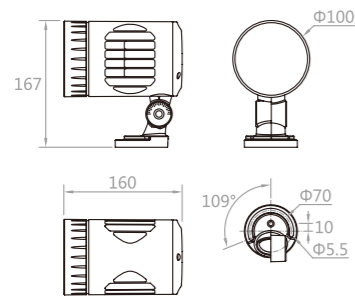


h(m)	Eavg(lx)	Emax(lx)	D(m)
1	1484	2338	0.94
2	369	584	1.89
3	164	259	2.83
4	92	146	3.78
5	59	93	4.72

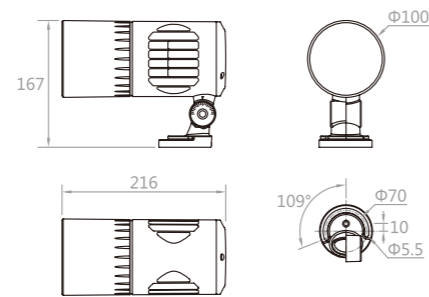
# ATC



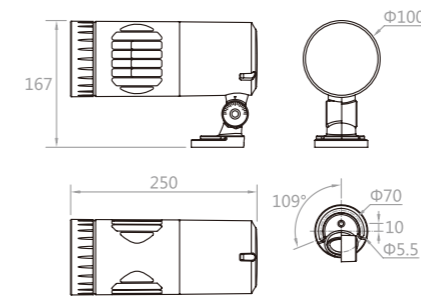
# L07B-AT1-A



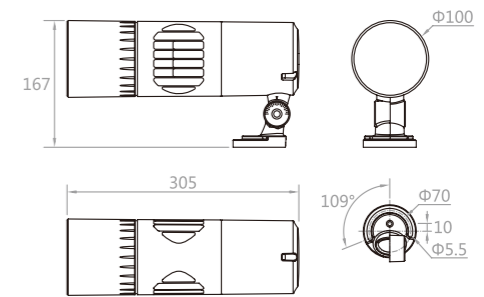
低压矮盖 DC 24V



低压高盖 DC 24V



高压矮盖 AC 220V

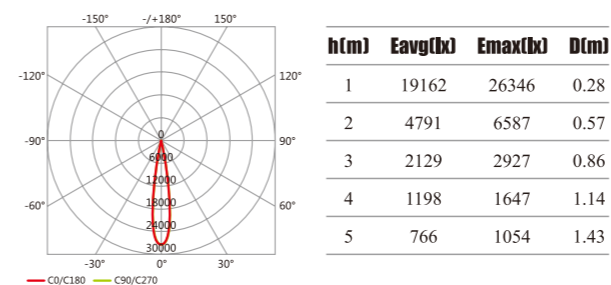


高压高盖 AC 220V

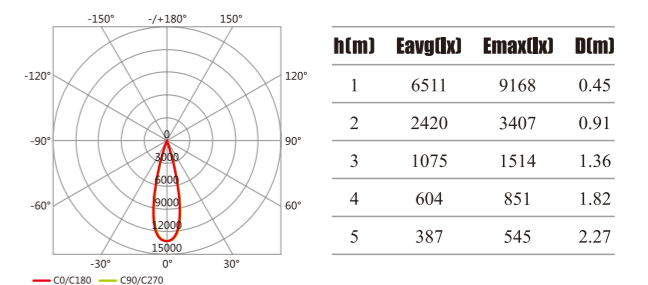
## L07B-001AP40L

	Rated Power	Input Voltage	LED Quantity	Luminous Flux	Optical Angle	Net Weight	Lamp Size	Gross Weight/Packing Size
3000/4000/5000K	40 W	DC 24V	1 pcs	3311 lm	10°/15°/25°/40°/50°	1.8 kg	Φ100×160×167mm	2.0kg/200×140×207mm(1pcs/box) 4.0kg/200×280×207mm(2pcs/box)
3000/4000/5000K	40 W	AC 220V	1 pcs	3140 lm	10°/15°/25°/40°/50°	2.8 kg	Φ100×160×167mm	3.0kg/200×290×207mm(1pcs/box) 6.0kg/200×580×207mm(2pcs/box)

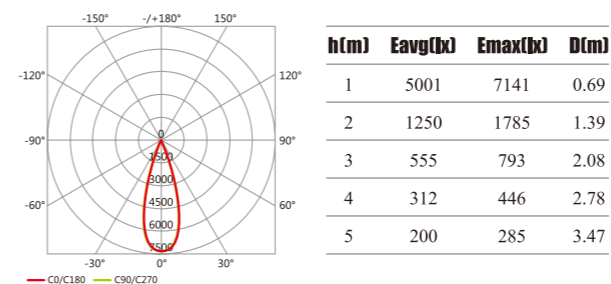
## L07B-001AP40L 40W 15°



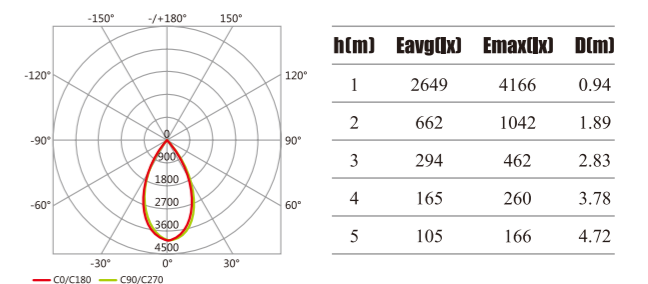
## L07B-001AP40L 40W 25°



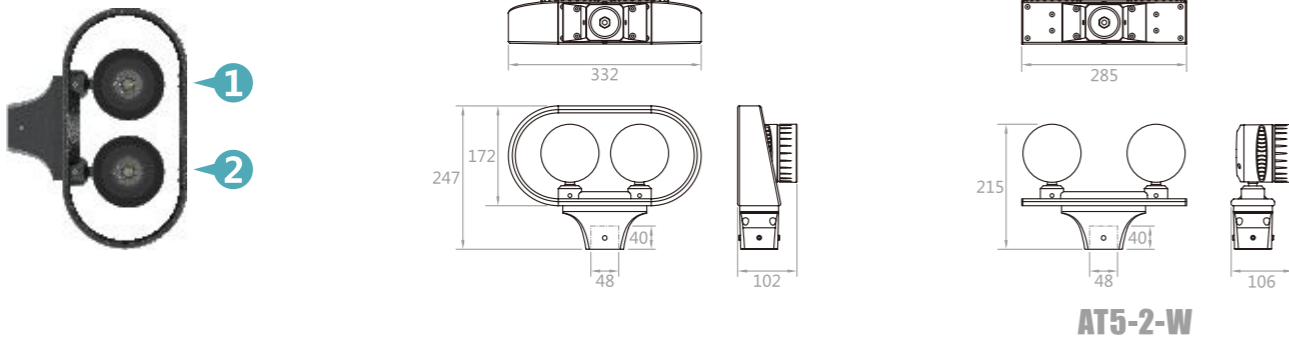
## L07B-001AP40L 40W 40°



## L07B-001AP40L 40W 50°



# AT5-2

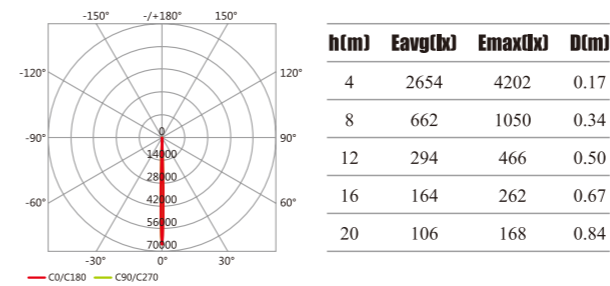


AT5-2-C

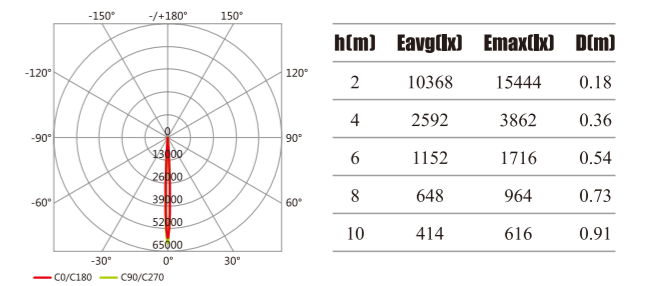


AT5-2-W

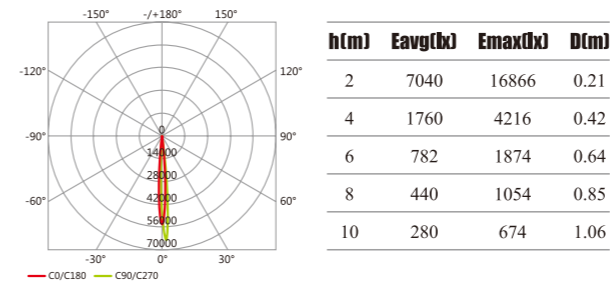
L07B-008BP3.3L 12W×2PCS 2.5°



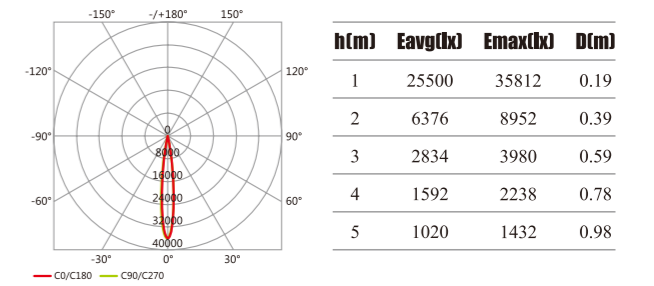
L07B-008BP3.3L 12W×2PCS 5°



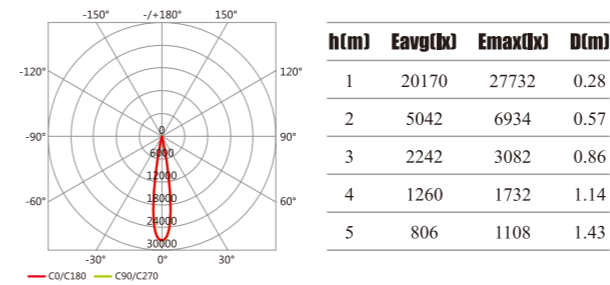
L07B-008BP3.3L 12W×2PCS 7°



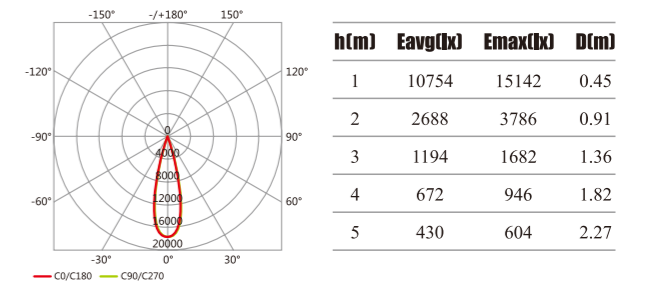
L07B-002BP20L 20W×2PCS 10°



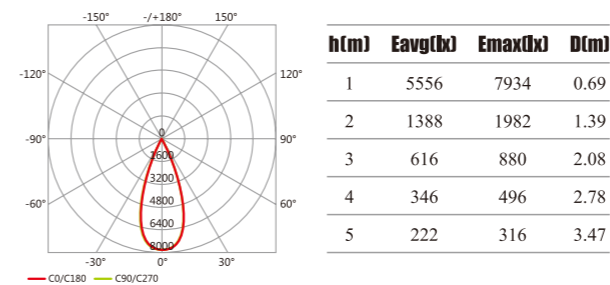
L07B-002BP20L 20W×4PCS 15°



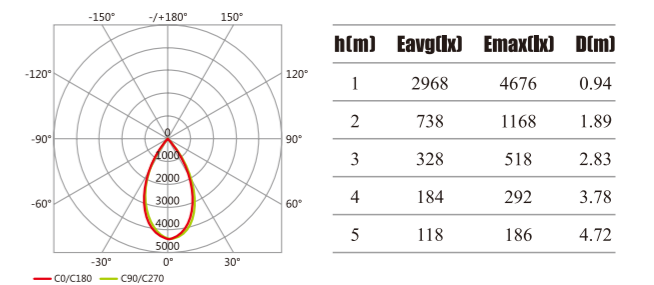
L07B-002BP20L 20W×2PCS 25°



L07B-002BP20L 20W×2PCS 40°



L07B-002BP20L 20W×2PCS 50°



L07B-002BP20L

Rated Power	Input Voltage	LED Quantity	Luminous Flux	Optical Angle	Net Weight	Lamp Size	Gross Weight/Packing Size
20w×2pcs	DC 24V	2 pcs	3410 lm	10°/15°/25°/40°/50°	3.3 kg	Φ332×247×102mm	4.0kg/386×303×160mm(1pcs/box)

L07B-008BP3.3L

Rated Power	Input Voltage	LED Quantity	Luminous Flux	Optical Angle	Net Weight	Lamp Size	Gross Weight/Packing Size
12w×2pcs	DC 24V	8 pcs	1656 lm	2.5°/5°/7°	3.3 kg	Φ332×247×102mm	4.0kg/386×303×160mm(1pcs/box)

L07B-002BP4.0L

Rated Power	Input Voltage	LED Quantity	Luminous Flux	Optical Angle	Net Weight	Lamp Size	Gross Weight/Packing Size
12w×2pcs	DC 24V	2 pcs	1008 lm	15°/25°/40°/60°	3.3 kg	Φ332×247×102mm	4.0kg/386×303×160mm(1pcs/box)



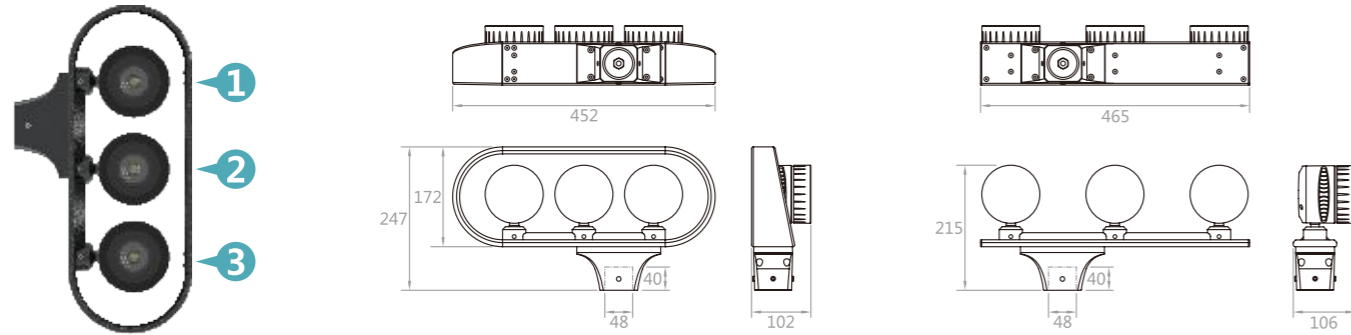
# AT5-3



AT5-3-C

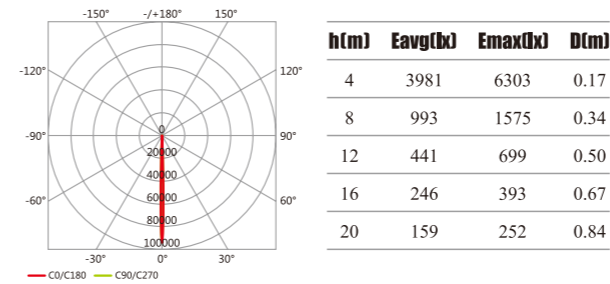


AT5-3-W

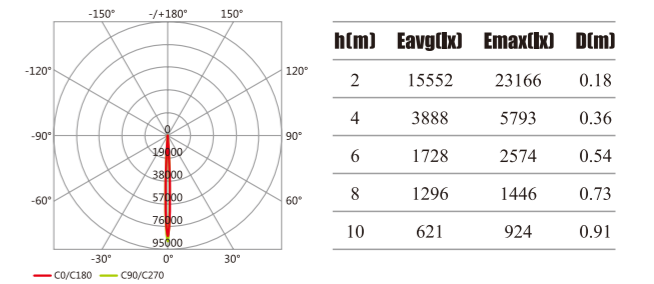


AT5-3-W

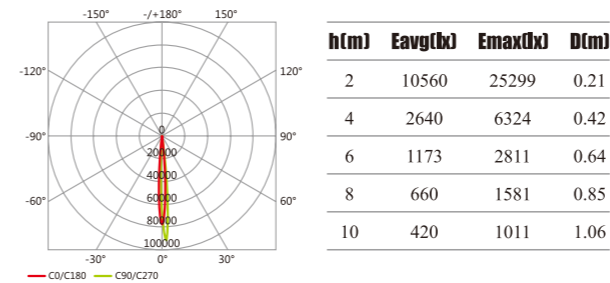
L07B-012BP3.3L 12W×3PCS 2.5°



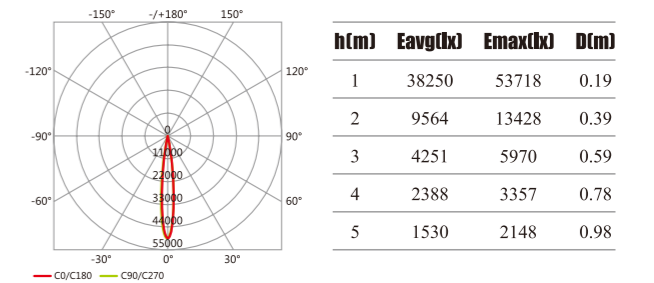
L07B-012BP3.3L 12W×3PCS 5°



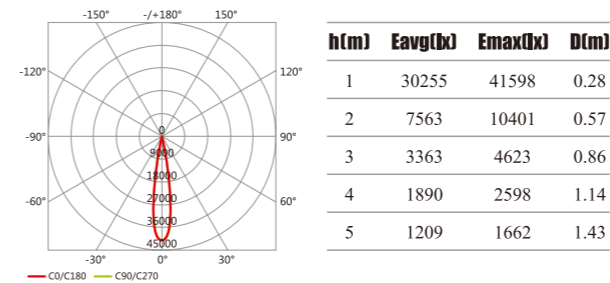
L07B-012BP3.3L 12W×3PCS 7°



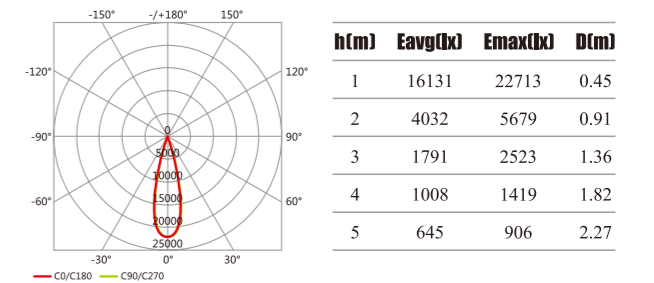
L07B-003BP20L 20W×3PCS 10°



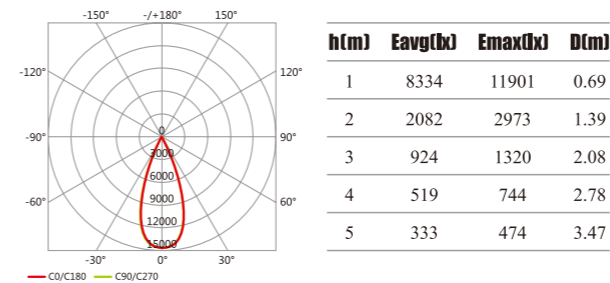
L07B-003AP20L 20W×3PCS 15°



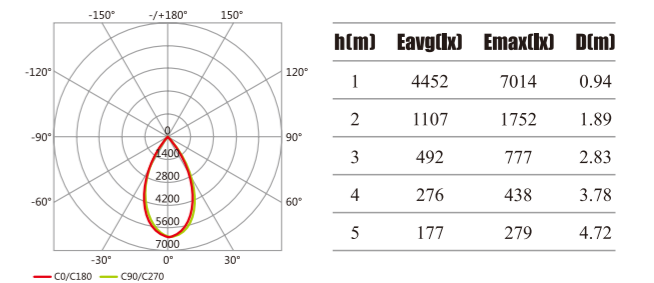
L07B-003BP20L 20W×3PCS 25°



L07B-003BP20L 20W×3PCS 40°



L07B-003BP20L 20W×3PCS 50°



L07B-003BP20L

Rated Power	Input Voltage	LED Quantity	Luminous Flux	Optical Angle	Net Weight	Lamp Size	Gross Weight/Packing Size
20w×3pcs	DC 24V	3 pcs	5115 lm	10°/15°/25°/40°/50°	4.5 kg	Φ452×247×102mm	5.8kg/506×303×160mm(1pcs/box)

L07B-012BP3.3L

Rated Power	Input Voltage	LED Quantity	Luminous Flux	Optical Angle	Net Weight	Lamp Size	Gross Weight/Packing Size
12w×3pcs	DC 24V	12 pcs	2484 lm	2.5°/5°/7°	4.5 kg	Φ452×247×102mm	5.8kg/506×303×160mm(1pcs/box)

L07B-003BP4.0L

Rated Power	Input Voltage	LED Quantity	Luminous Flux	Optical Angle	Net Weight	Lamp Size	Gross Weight/Packing Size
12w×3pcs	DC 24V	3 pcs	1512 lm	15°/25°/40°/60°	4.5 kg	Φ452×247×102mm	5.8kg/506×303×160mm(1pcs/box)

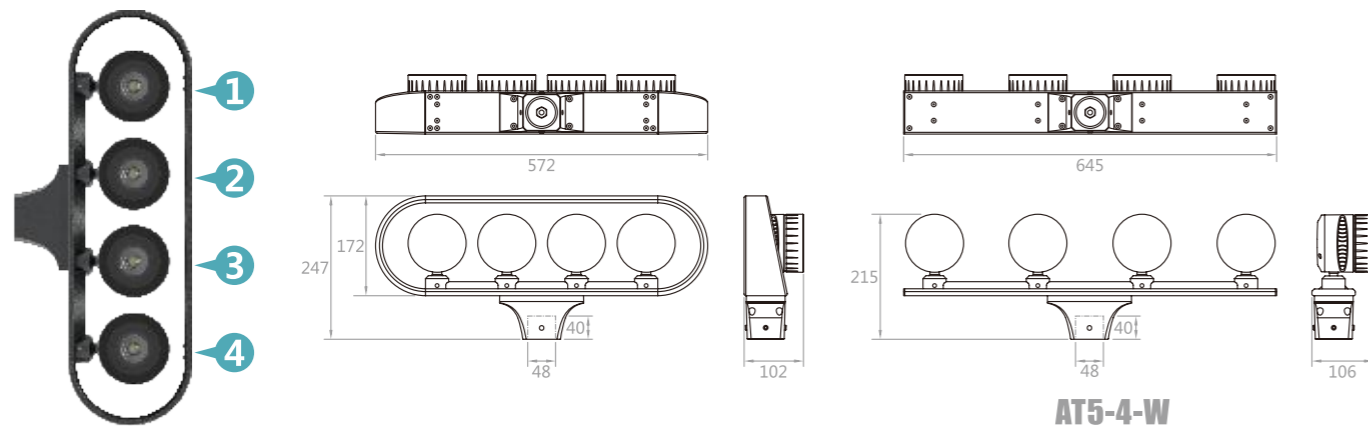
# AT5-4



AT5-4-C

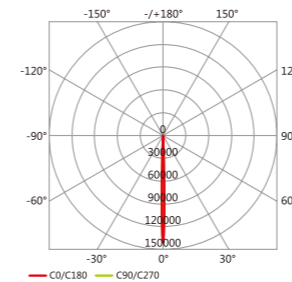


AT5-4-W



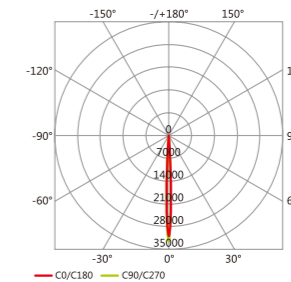
AT5-4-W

L07B-016BP3.3L 12W×4PCS 2.5°



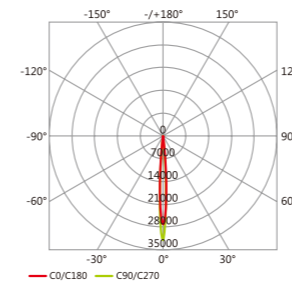
h(m)	Eavg(lx)	Emax(lx)	D(m)
4	5308	8404	0.17
8	1324	2100	0.34
12	588	932	0.50
16	328	524	0.67
20	212	336	0.84

L07B-016BP3.3L 12W×4PCS 5°



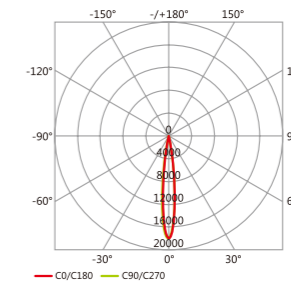
h(m)	Eavg(lx)	Emax(lx)	D(m)
2	20736	30888	0.18
4	5184	7724	0.36
6	2304	3432	0.54
8	1296	1928	0.73
10	828	1232	0.91

L07B-016BP3.3L 12W×4PCS 7°



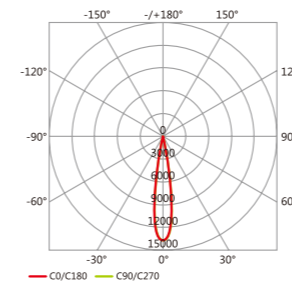
h(m)	Eavg(lx)	Emax(lx)	D(m)
2	14080	33732	0.21
4	3520	8432	0.42
6	1564	3748	0.64
8	880	2108	0.85
10	560	1348	1.06

L07B-004BP20L 20W×4PCS 10°



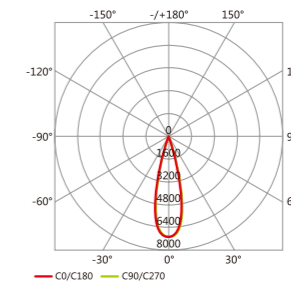
h(m)	Eavg(lx)	Emax(lx)	D(m)
1	51000	71624	0.19
2	12752	17904	0.39
3	5668	7960	0.59
4	3184	4476	0.78
5	2040	2864	0.98

L07B-004BP20L 20W×4PCS 15°



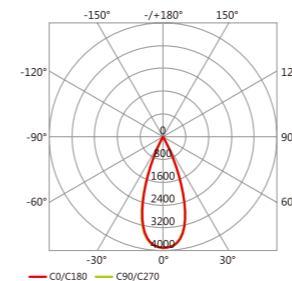
h(m)	Eavg(lx)	Emax(lx)	D(m)
1	40340	55464	0.28
2	10084	13868	0.57
3	4484	6164	0.86
4	2520	3464	1.14
5	1612	2216	1.43

L07B-004BP20L 20W×4PCS 25°



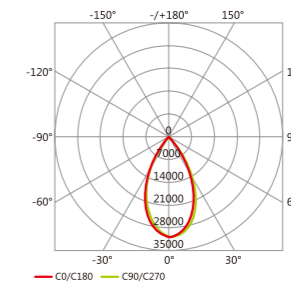
h(m)	Eavg(lx)	Emax(lx)	D(m)
1	21508	30284	0.45
2	5376	7572	0.91
3	2388	3364	1.36
4	1344	1892	1.82
5	860	1208	2.27

L07B-004BP20L 20W×4PCS 40°



h(m)	Eavg(lx)	Emax(lx)	D(m)
1	11112	15868	0.69
2	2776	3964	1.39
3	1232	1760	2.08
4	692	992	2.78
5	444	632	3.47

L07B-004BP20L 20W×4PCS 50°



h(m)	Eavg(lx)	Emax(lx)	D(m)
1	5936	9352	0.94
2	1476	2336	1.89
3	656	1036	2.83
4	368	584	3.78
5	236	372	4.72

L07B-004BP20L

Rated Power	Input Voltage	LED Quantity	Luminous Flux	Optical Angle	Net Weight	Lamp Size	Gross Weight/Packing Size
3000/4000/5000K 20w×4pcs	DC 24V	4 pcs	6820 lm	10°/15°/25°/40°/50°	5.8 kg	Φ572×247×102mm	6.8kg/626×303×160mm(1pcs/box)

L07B-016BP3.3L

Rated Power	Input Voltage	LED Quantity	Luminous Flux	Optical Angle	Net Weight	Lamp Size	Gross Weight/Packing Size
3000/4000/5700K 12w×4pcs	DC 24V	16 pcs	3312 lm	2.5°/5°/7°	5.8 kg	Φ572×247×102mm	6.8kg/626×303×160mm(1pcs/box)

L07B-004BP4.0L

Rated Power	Input Voltage	LED Quantity	Luminous Flux	Optical Angle	Net Weight	Lamp Size	Gross Weight/Packing Size
RGBW 12w×4pcs	DC 24V	4 pcs	2016 lm	15°/25°/40°/60°	5.8 kg	Φ572×247×102mm	6.8kg/626×303×160mm(1pcs/box)

# AT9



80W



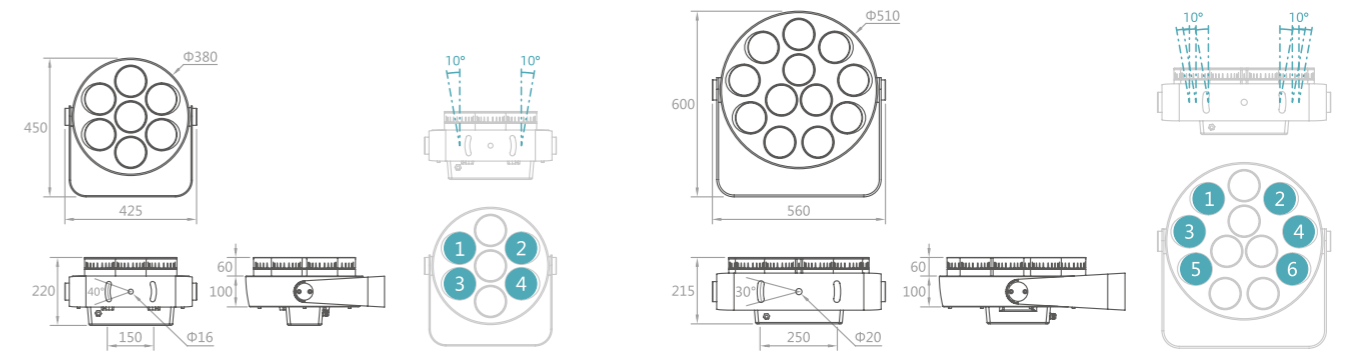
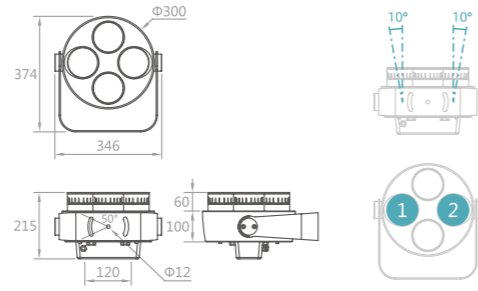
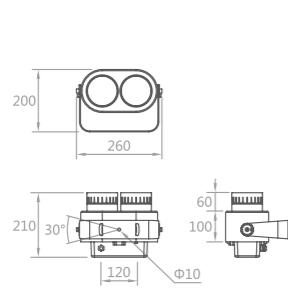
160W



280W



480W



## L07B-002AP40L

Rated Power	Input Voltage	LED Quantity	Luminous Flux	Optical Angle	Net Weight	Lamp Size	Gross Weight/Packing Size
80 W	AC 220V	2 pcs	6680 lm	15°/25°/40°/60°	6.3 kg	Φ260×200×210mm	7.2kg/320×253×265mm(1pcs/box)

## L07B-007AP40L


Rated Power	Input Voltage	LED Quantity	Luminous Flux	Optical Angle	Net Weight	Lamp Size	Gross Weight/Packing Size
280 W	AC 220V	7 pcs	21980 lm	15°/25°/40°/60°	17.6 kg	Φ425×450×220mm	18.6kg/475×500×275mm(1pcs/box)

## L07B-004AP40L

Rated Power	Input Voltage	LED Quantity	Luminous Flux	Optical Angle	Net Weight	Lamp Size	Gross Weight/Packing Size
160 W	AC 220V	4 pcs	12560 lm	15°/25°/40°/60°	13.6 kg	Φ346×374×215mm	14.3kg/396×404×270mm(1pcs/box)

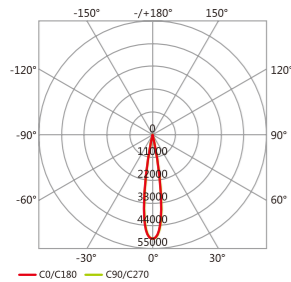
## L07B-012AP40L

Rated Power	Input Voltage	LED Quantity	Luminous Flux	Optical Angle	Net Weight	Lamp Size	Gross Weight/Packing Size
480 W	AC 220V	12 pcs	37680 lm	15°/25°/40°/60°	31 kg	Φ560×600×215mm	33kg/610×650×270mm(1pcs/box)



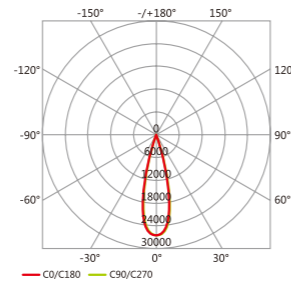


L07B-002AP40L 80W 15°



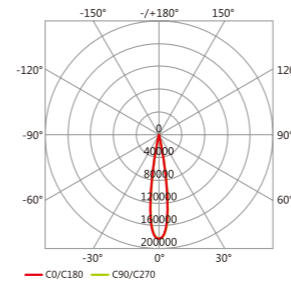
h(m)	Eavg(lx)	Emax(lx)	D(m)
2	9582	13174	0.77
4	2396	3294	1.14
6	1064	1462	1.71
8	598	822	2.29
10	382	526	2.86

L07B-002AP40L 80W 25°



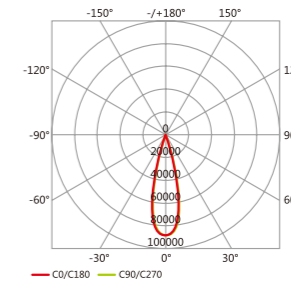
h(m)	Eavg(lx)	Emax(lx)	D(m)
2	4840	6814	0.91
4	1208	1702	1.82
6	536	756	2.73
8	302	424	3.64
10	192	272	4.55

L07B-007AP40L 280W 15°



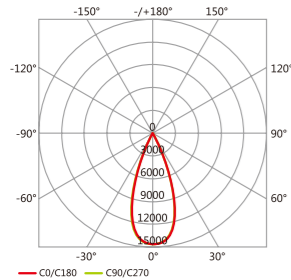
h(m)	Eavg(lx)	Emax(lx)	D(m)
2	33537	46109	0.77
4	8386	11529	1.14
6	3724	5117	1.71
8	2093	2877	2.29
10	1337	1841	2.86

L07B-007AP40L 280W 25°



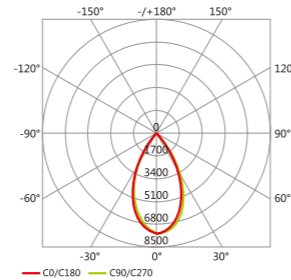
h(m)	Eavg(lx)	Emax(lx)	D(m)
2	16940	23849	0.91
4	4228	5957	1.82
6	1876	2646	2.73
8	1057	1484	3.64
10	672	952	4.55

L07B-002AP40L 80W 40°



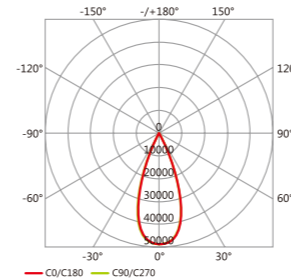
h(m)	Eavg(lx)	Emax(lx)	D(m)
2	2500	3570	1.39
4	624	892	2.78
6	276	396	4.17
8	156	222	5.56
10	100	142	6.95

L07B-002AP40L 80W 50°



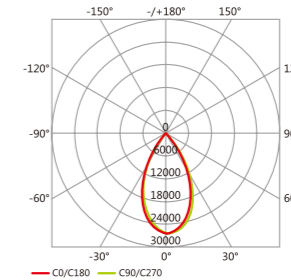
h(m)	Eavg(lx)	Emax(lx)	D(m)
2	1324	2084	1.89
4	330	520	3.78
6	146	230	5.66
8	82	130	7.55
10	52	82	9.45

L07B-007AP40L 280W 40°



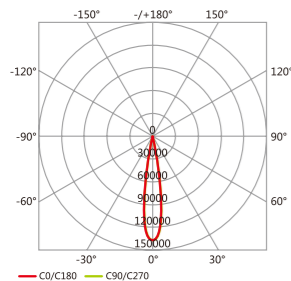
h(m)	Eavg(lx)	Emax(lx)	D(m)
2	8750	12495	1.39
4	2184	3122	2.78
6	966	1386	4.17
8	546	777	5.56
10	350	497	6.95

L07B-007AP40L 280W 50°



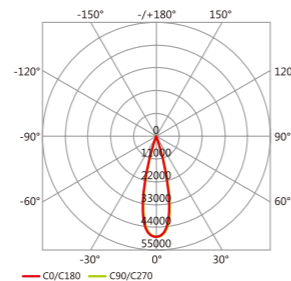
h(m)	Eavg(lx)	Emax(lx)	D(m)
2	4634	7294	1.89
4	1155	1820	3.78
6	511	805	5.66
8	287	455	7.55
10	182	287	9.45

L07B-004AP40L 160W 15°



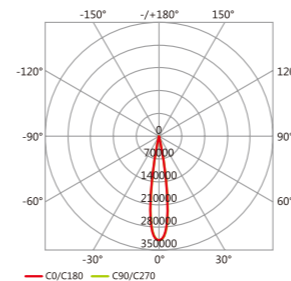
h(m)	Eavg(lx)	Emax(lx)	D(m)
2	19164	26348	0.77
4	4792	6588	1.14
6	2128	2924	1.71
8	1196	1644	2.29
10	764	1052	2.86

L07B-004AP40L 160W 25°



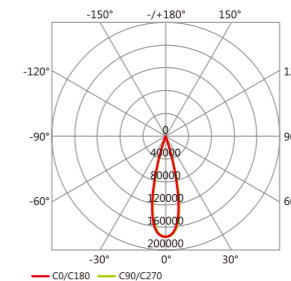
h(m)	Eavg(lx)	Emax(lx)	D(m)
2	9680	13628	0.91
4	2416	3404	1.82
6	1072	1512	2.73
8	604	848	3.64
10	384	544	4.55

L07B-012AP40L 480W 15°



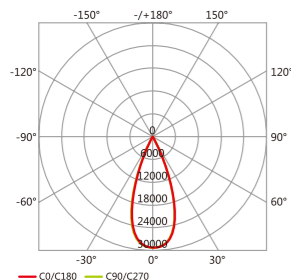
h(m)	Eavg(lx)	Emax(lx)	D(m)
2	57492	79044	0.77
4	14376	19764	1.14
6	6384	8772	1.71
8	3588	4932	2.29
10	2292	3156	2.86

L07B-012AP40L 480W 25°



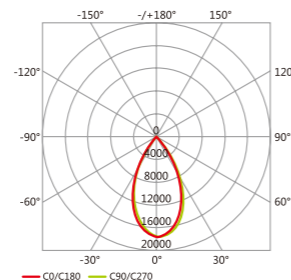
h(m)	Eavg(lx)	Emax(lx)	D(m)
2	29040	40884	0.91
4	7248	10212	1.82
6	3216	4536	2.73
8	1812	2544	3.64
10	1152	1632	4.55

L07B-004AP40L 160W 40°



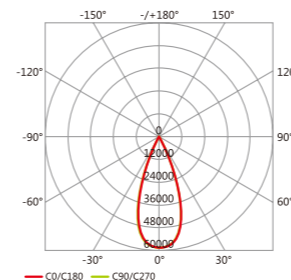
h(m)	Eavg(lx)	Emax(lx)	D(m)
2	5000	7140	1.39
4	1248	1784	2.78
6	552	792	4.17
8	312	444	5.56
10	200	284	6.95

L07B-004AP40L 160W 50°



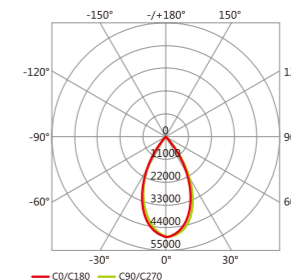
h(m)	Eavg(lx)	Emax(lx)	D(m)
2	2648	4168	1.89
4	660	1040	3.78
6	292	460	5.66
8	164	260	7.55
10	104	164	9.45

L07B-012AP40L 480W 40°

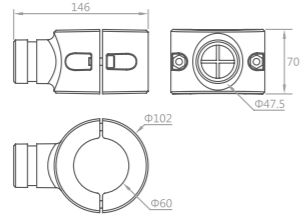


h(m)	Eavg(lx)	Emax(lx)	D(m)
2	15000	21420	1.39
4	3744	5352	2.78
6	1656	2376	4.17
8	936	1332	5.56
10	600	852	6.95

L07B-012AP40L 480W 50°



h(m)	Eavg(lx)	Emax(lx)	D(m)
2	7944	12504	1.89
4	1980	3120	3.78
6	876	1380	5.66
8	492	780	7.55
10	312	492	9.45



L07B-020B-008 凸角  
L07B-020B-009 圆弧



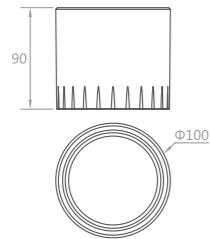
Φ3×3mm / Φ3×6mm

蜂窝防眩网

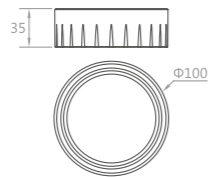


15×45° / 25×75°

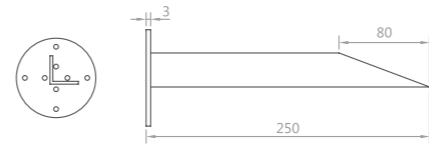
拉伸片



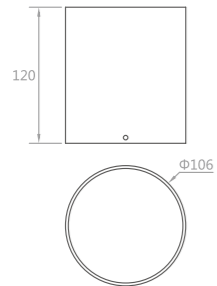
L07B-020B-007  
高玻璃盖



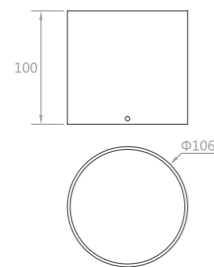
L07B-020B-001  
矮玻璃盖



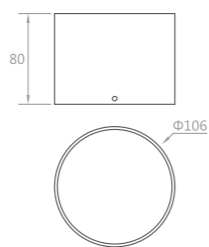
L07B-020B-048  
地插



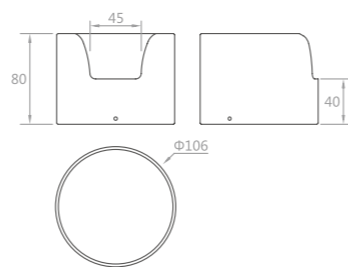
L07B-020B-021



L07B-020B-046



L07B-020B-047



L07B-020B-050

